

COLLECTION CATALOGUE 2020



FLOS  
ARCHITECTURAL



# FLOS

COLLECTION CATALOGUE 2020

## FEATURED PRODUCTS

16	• BELT
38	INFRA-STRUCTURE
54	• INFRA-STRUCTURE Episode 2
76	• OBLIQUE
94	• DIVERSION
118	• ZERO TRACK
136	• THE MICRO RUNNING MAGNET
160	THE RUNNING MAGNET
182	THE TRACKING MAGNET
202	THE TRACKING POWER
220	THE FAST TRACK
234	LIGHT SHADOW
256	• LIGHT SHADOW DOTS & PRO
276	• CAMERA
294	SUPER LINE & • SUPERLINE PRO
312	• KAP
342	• LIGHT SNIPER 2020
352	• C1
366	FIND ME
380	UT
398	BON JOUR
406	FORT KNOX

## SOPHISTICATED COMMODITIES

420	LED CURTAIN
420	MOONLINE
422	IN-FINITY
426	CIRCLE OF LIGHT
427	LIGHT CUT MINI
428	SUPER FLAT
431	LIGHT BELL
432	LED SQUAD
435	THIN LED
437	WALL SYSTEM
438	SOLID PURE
440	PURE
442	LIGHT SHOOTER
445	LIGHT SUPPLY
445	LIGHT SOLDIER
446	JOHNNY
450	COMPASS BOX
453	BATTERY
453	MICRO BATTERY
454	WAN
456	ANTHONY DOWNLIGHT
456	COMPASS
459	DECOFIX
460	G-O
460	THEBLOCKOFLIGHT
463	GIANO
463	BOX

## SOFT ARCHITECTURE


472	WALL RUPTURE
475	SOFTPROFILE
476	KAPPROFILE
478	JUNCOS
481	WALL PIERCING
482	SOFT SPUN
485	ABAJOURD'HUI
486	USL PLUTO
488	APPS
491	USO
492	USO COVE LIGHTING
494	G-O IN
497	TEARDROP
498	ROUND, SQUARE & VERTICAL LIGHT
500	USB ROUND & SQUARE
502	USO BOOB
504	USL OUT
506	USL 900 DISK

• New product / Novedad

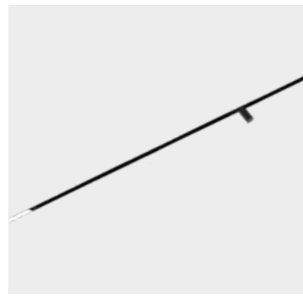
Flos aim is to offer always the best reliable technology available, constantly reviewing our products and upgrading them as soon as technologic evolutions offers benefits for our partners and clients. Thus, when you need technical details and the most recent product information, please browse the product section of our daily updated website flos.com.

El objetivo de Flos es ofrecer siempre la tecnología más fiable disponible, revisando constantemente nuestros productos y actualizándolos en cuanto la evolución tecnológica ofrece beneficios para nuestros socios y clientes. Por lo tanto, si necesita datos técnicos y la información de producto más actualizada, navegue por la sección de productos de nuestra página web flos.com, que se actualiza todos los días.


INDEX BY PRODUCT




BELT  
16



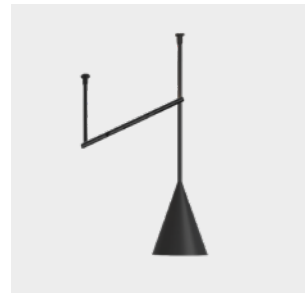
THE MICRO RUNNING  
MAGNET  
136



INFRA-STRUCTURE  
38



THE RUNNING MAGNET  
160



INFRA-STRUCTURE  
Episode 2  
54



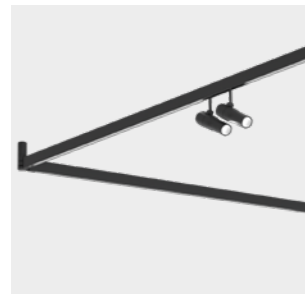
THE TRACKING MAGNET  
182



OBLIQUE  
76



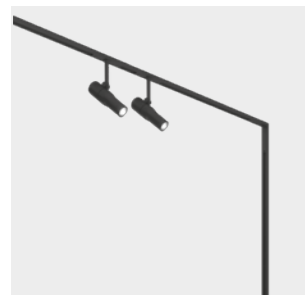
THE TRACKING POWER  
202



DIVERSION  
94



THE FAST TRACK  
220




ZERO TRACK  
118



LIGHT SHADOW  
234


INDEX BY PRODUCT



LIGHT SHADOW PRO  
LIGHT SHADOW DOTS  
256




FIND ME  
366



CAMERA  
276



UT SPOT  
UT DOWNLIGHT  
UT PRO SURFACE  
380



SUPER LINE  
SUPER LINE PRO  
294




BON JOUR  
398



KAP  
EASY KAP  
KAP SURFACE  
KAP SUSPENSION  
312




FORT KNOX  
FORT KNOX WALL  
FORT KNOX WALL MINI  
406



LIGHT SNIPER 2020  
342



LED CURTAIN  
420




C1  
352



MOONLINE  
420

INDEX BY PRODUCT



IN-FINITY  
422




THIN LED  
434



CIRCLE OF LIGHT  
426



WALL SYSTEM  
436




LIGHT CUT MINI  
427




SOLID PURE  
438



SUPER FLAT  
428




PURE SPOT  
PURE DOWNLIGHT  
440



LIGHT BELL  
430



LIGHT SHOOTER  
442



LED SQUAD  
432



LIGHT SUPPLY  
444

INDEX BY PRODUCT




LIGHT SOLDIER  
445




COMPASS  
456




JOHNNY  
446




DECOFIX  
458




COMPASS BOX  
RECESSED  
COMPASS BOX  
SURFACE  
450




G-O  
460




BATTERY  
MICRO BATTERY  
453




THEBLOCKOFLIGHT  
460



WAN SPOT  
WAN DOWNLIGHT  
454



GIANO  
463



ANTHONY DOWNLIGHT  
456



BOX  
463

INDEX BY PRODUCT



WALL RUPTURE  
472



ABAJOUR'HUI  
484



SOFTPROFILE  
475



USL PLUTO  
486



KAPPROFILE  
476



APPS  
488




JUNCOS  
478



USO  
490



WALL PIERCING  
480



USO COVE LIGHTING  
492



SOFT SPUN  
482




G-O IN  
494

INDEX BY PRODUCT



TEARDROP  
496



USO BOOB  
502



ROUND, SQUARE &  
VERTICAL LIGHT  
498



USL OUT  
504



USB ROUND & SQUARE  
500



USL 900 DISK  
506





# FEATURED PRODUCTS

Belt, Infra-Structure, Infra-Structure Episode 2, Oblique, Diversion, Zero Track, The Micro Running Magnet, The Running Magnet, The Tracking Magnet, The Tracking Power, The Fast Track, Light Shadow, Light Shadow Dots, Light Shadow Pro, Camera, Super Line, Super Line Pro, Kap, Light Sniper 2020, C1, Find Me, UT, Bon Jour, Fort Knox, Fort Knox Wall.

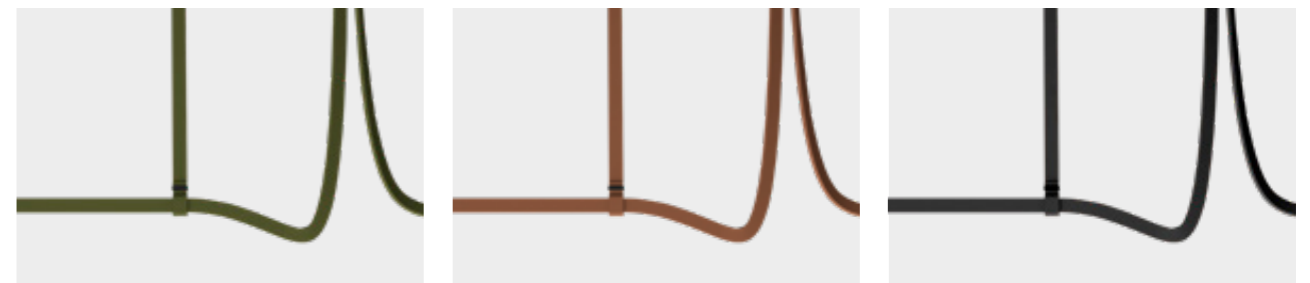
B  
E  
L  
T

B  
E  
L  
T

Technical lighting line covered in a fine leather cover sewn to measure that integrates all elements of the composition. The innovative connection system has been developed to achieve a sinuous line without apparent interruptions.

Línea de luz técnica envuelta en una fina capa de cuero cosido a medida para integrar cada elemento de la composición. El innovador sistema de conexión ha sido desarrollado para conseguir una línea sinuosa sin interrupciones aparentes.

## BELT






The leather is the heart of the project. A soft and warm material that guarantees freedom in the space but, at the same time, is characterized by certain rigidity. The result is a harmonious final composition. Belt is covered in fine leather, treated with natural dyes to obtain the three finishes available in the range: black, green and natural leather.


El cuero representa el corazón del proyecto. Un material suave y cálido que garantiza libertad en el espacio pero al mismo tiempo se caracteriza por una cierta rigidez que crea armonía en el resultado de la composición final. Belt está recubierta con cuero fino, tratado con tintes naturales para obtener los tres acabados disponibles en la gama: negro, cuero natural y verde.

Natural Leather / Green / Black



Belt is pure flexibility, a sinuous line whose nature is in balance between the softness of leather and the rigidity of aluminum. The soft element is represented by the connection to the electrical grid, while the rigid parts correspond to the light sources, which are long lighting lines.

Belt es pura flexibilidad, una línea sinuosa cuya naturaleza está en equilibrio entre la suavidad del cuero y la rigidez del aluminio. El elemento blando está representado por la conexión a la red eléctrica, mientras que las partes rígidas corresponden a las fuentes de luz: unas largas líneas de luz.

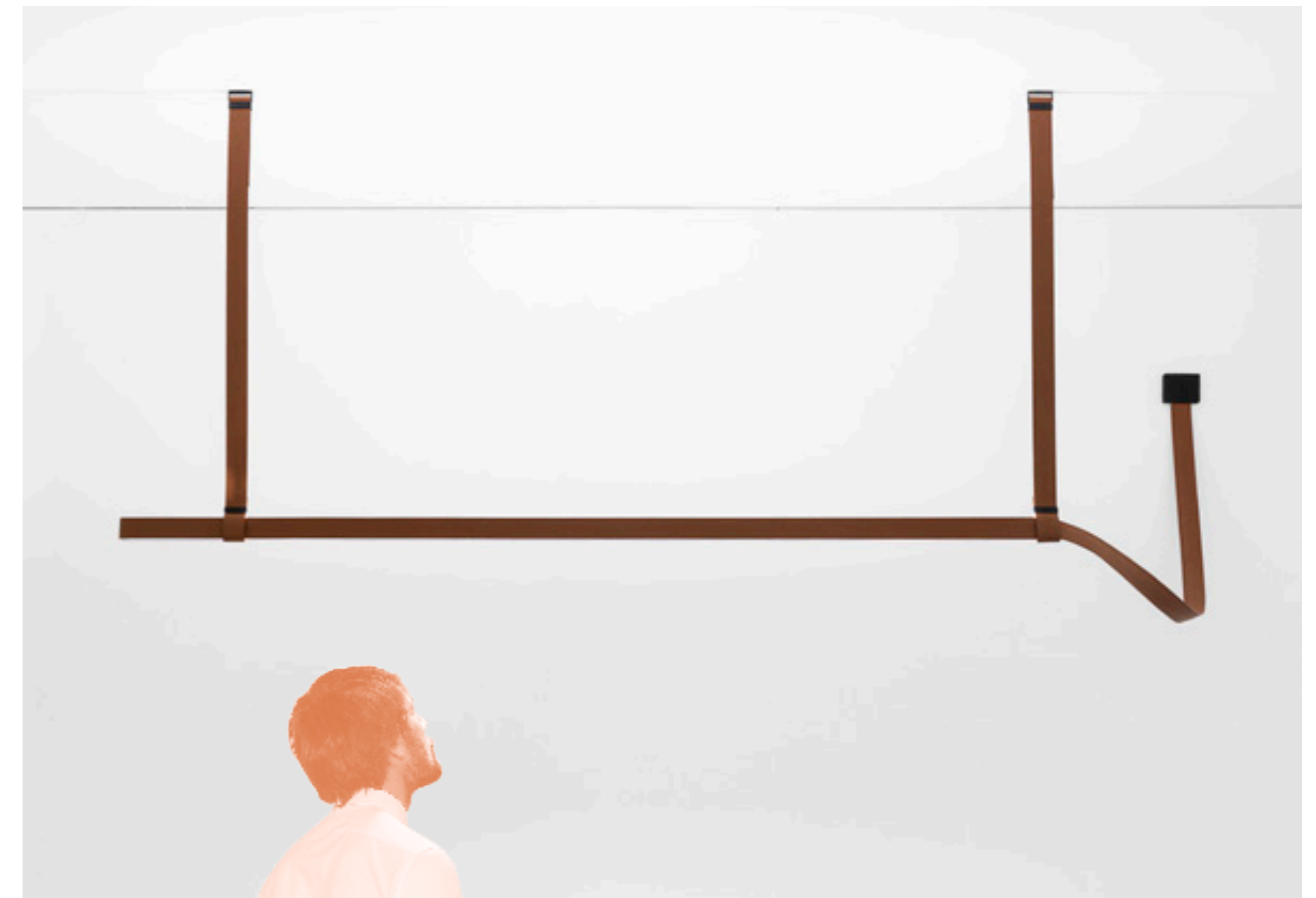



- 1 CEILING FEEDING BASE
- 2 ELECTRICAL LOOP CONNECTOR
- 3 CEILING MOUNTING
- 4 SUSPENSION BELTS
- 5 LIGHT PROFILE



Each element of the product is controlled by leather straps. Some of them support the weight of the device, some carry electricity and some contain light. The initial section of each composition descends from the ceiling or rises from the wall, or even from the floor, and then hangs thanks to dedicated straps.

Cada elemento del producto se controla con tiras de cuero. Algunas soportan el peso del aparato, otras llevan electricidad y algunas contienen luz. La sección inicial de cada composición desciende desde el techo o se eleva desde la pared o incluso desde el suelo y luego se cuelga gracias a unas tiras específicas para ello.






As for fastening a belt, the installation of the straps used to hang the lighting profile is done by sliding the leather straps through dedicated metal buckles that act as ceiling hooks. Each strap can be adjusted to respect the configuration of the environment.

Como para abrochar un cinturón, la instalación de las tiras utilizadas para colgar el perfil luminoso se realiza deslizando las correas de cuero a través de hebillas metálicas específicas que actúan como ganchos de techo. Cada tira se puede ajustar para respetar la configuración del entorno.



## CONNECTIONS (ELECTRICAL)



The special micro-connector integrated in the terminal of the lighting profile allows the electrical connection to be made with a simple click. The connection element is hidden inside the leather strap that acts as a suspension to support the composition.

El microconector especial integrado en el terminal del perfil luminoso permite realizar la conexión eléctrica con un simple clic. El elemento de conexión está oculto dentro de la tira de cuero que actúa como una suspensión para soportar la composición.

## CONNECTIONS (ELECTRICAL)







The length of the lighting profiles and the straps can be changed according to the requirements of the project. The range offers five different lengths so the composition can be adapted to the space by growing, rotating, rising or descending in three dimensions.

La longitud de los perfiles luminosos y de las tiras puede cambiar según los requisitos del proyecto. Hay cinco longitudes diferentes disponibles en la gama, para permitir que la composición se adapte al espacio al crecer, rotar, elevarse o descender en tres dimensiones.

#### PROFILES

3000 mm



2000 mm



#### STRAPS

3000 mm



2000 mm



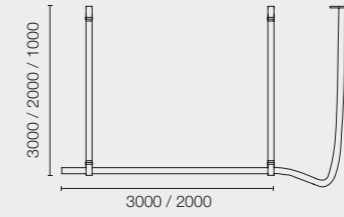
1000 mm







TOP LED  
30W/m



■ Green  
Verde

■ Natural Leather  
Cuero Natural

■ Black  
Negro



Flood  
Up&Down

FLOS  
CONTROL BY CASAMBI



# INFRA-STRUCTURE

**INFRA-STRUCTURE** **INFRA-STRUCTURE**

**INFRA-STRUCTURE** **INFRA-STRUCTURE**

**INFRA-STRUCTURE** **INFRA-STRUCTURE**

**INFRA-STRUCTURE** **INFRA-STRUCTURE**

**INFRA-STRUCTURE** **INFRA-STRUCTURE**

**INFRA-STRUCTURE** **INFRA-STRUCTURE**

**INFRA-STRUCTURE** **INFRA-STRUCTURE**

**INFRA-STRUCTURE** **INFRA-STRUCTURE**

**INFRA-STRUCTURE** **INFRA-STRUCTURE**

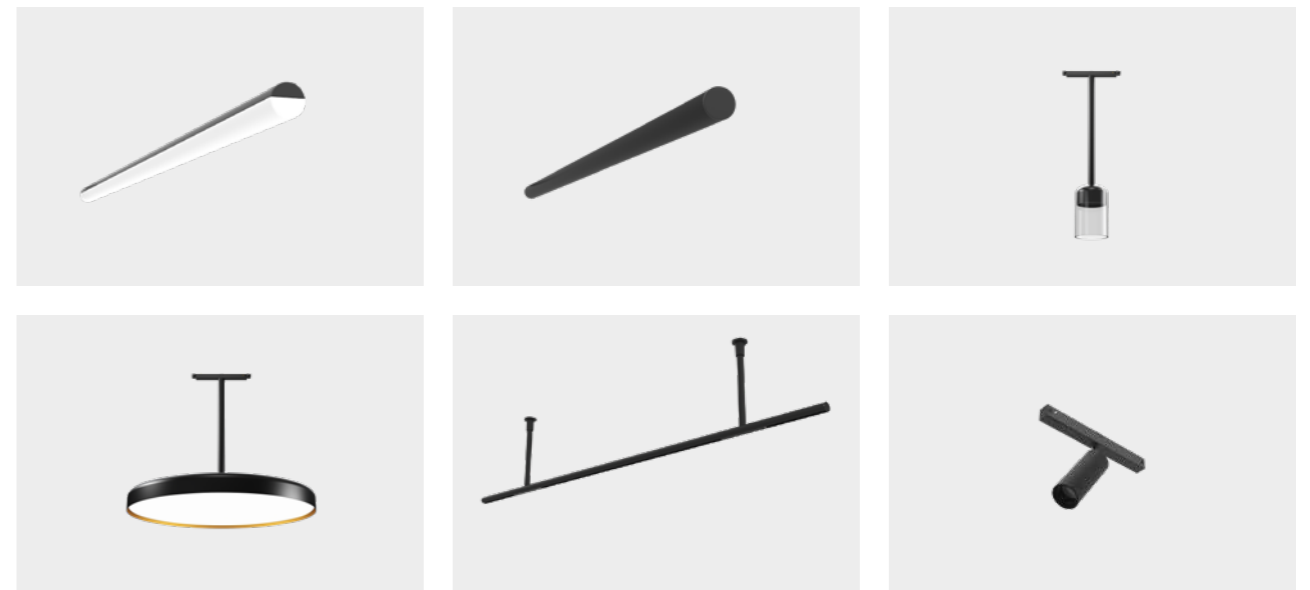
**INFRA-STRUCTURE** **INFRA-STRUCTURE**

**INFRA-STRUCTURE** **INFRA-STRUCTURE**

Tubular structure compatible with a wide range of light fixtures with magnetic fastening and mechanical safety locking. Regulation and control with universal protocols and using the FLOS Control® application.

Estructura tubular compatible con una amplia gama de luminarias con fijación magnética y bloqueo mecánico de seguridad. Regulación y control mediante protocolos universales y a través de la aplicación FLOS Control®.

## INFRA-STRUCTURE





The Conran Shop, Seoul

The new icon in lighting structures: thanks to its unique design and magnetic technology Infra-Structure offers a singular way to grow your lighting design in the architectural space. Compatible with all control systems and FLOS Control®.


El nuevo icono en estructuras de iluminación: gracias a su diseño exclusivo y tecnología magnética, Infra-Structure ofrece un sistema único para desarrollar su diseño de iluminación en el espacio arquitectónico. Compatible con todos los sistemas de control y con FLOS Control®.



- 1 SUSPENSION SPOT
- 2 LIGHT TUBE
- 3 SUSPENSION PANEL
- 4 SUSPENSION GLASS DOWNLIGHT







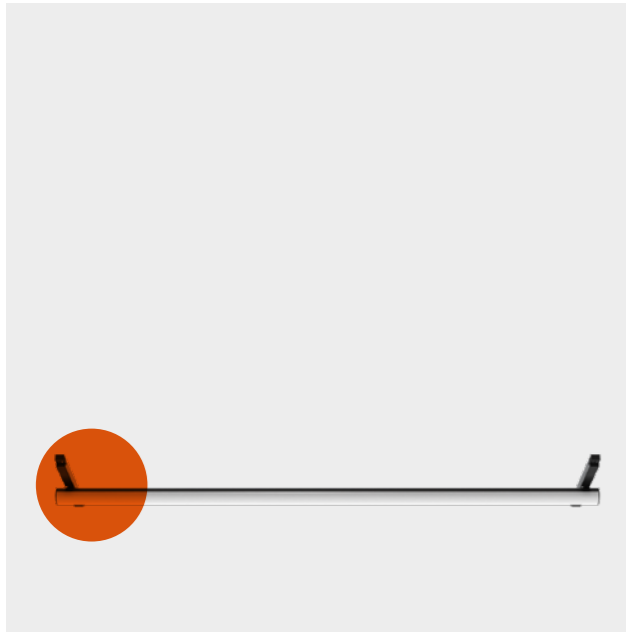
Vincent Van Duysen  
Offices, Belgium  
Bottom

Cantina 51 - Parc 51,  
Belgium  
Top

## LIGHT TUBE / SUSPENSION PANEL 600

Highly efficient opal diffuser, which allows for uniform distribution and guarantees high levels of visual comfort.


Difusor opal de alta eficiencia que permite distribución uniforme garantizando elevado confort visual.



## SUSPENSION SPOT

Compact projector with integrated controller and optical cut-off.

Proyector compacto con controlador y óptica cut-off integrados.



## SUSPENSION GLASS / DOWNLIGHT 110

Decorative bell in blown glass. Available in transparent, fume and red finishes.

Campana decorativa en vidrio soplado y disponible en acabados transparente, fumé y rojo.





Different control options that can be adapted to any need.

Diferentes opciones de control que pueden adaptarse a cualquier necesidad.

#### ON BOARD DIMMING

Each luminaire has its own integrated dimmer for direct and individual control.

Cada luminaria lleva su dimmer integrado, para control directo e individual.

#### DALI

Individual control of each luminaire.

Control individual de cada luminaria.

#### 1-10V

Broadcasting remote control (dimming of all the luminaires in a single group).

Control remoto en broadcasting (dimado de todas las luminarias en grupo).

#### CASAMBI

Individual control of each luminaire directly through a tablet or smart-phone application (FLOS Control®).

Control individual de cada luminaria a través de una aplicación para tablet o smartphone (FLOS Control®).



#### FLOS CONTROL® BY CASAMBI

The FLOS Control® application allows you to control the system's luminaires individually or as a group, controlling scenes and programming.

La aplicación FLOS Control®, permite controlar las luminarias del sistema de modo individual o en grupo, controlando escenas y programación.

With a traditional electrical installation and the Gateway connected by Bluetooth, you obtain total control of the ambience.


Con tan sólo una instalación eléctrica tradicional y el Gateway conectado por Bluetooth se obtiene un control total del ambiente.

Available for iOS and Android

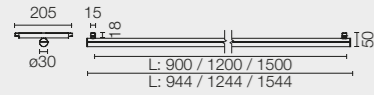
Disponible en iOS y Android

LIGHT MODULES

LIGHT TUBE  
DIRECT - INDIRECT



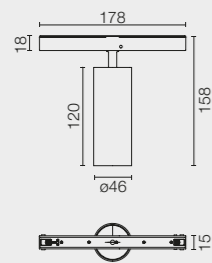
TOP LED  
25W/m



SPOT 120



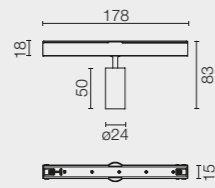
POWER LED  
12W



SPOT 50



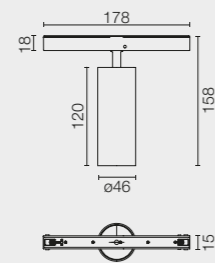
POWER LED  
3,5W



SPOT 120



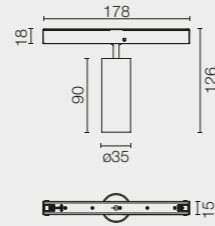
LED ARRAY  
12,5W



SPOT 90




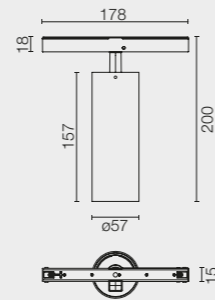
POWER LED  
8,5W



SPOT 150



LED ARRAY  
22,5W



Spot

Medium

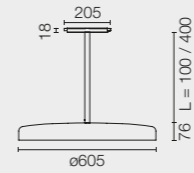
Flood

LIGHT MODULES

SUSPENSION  
PANEL 600



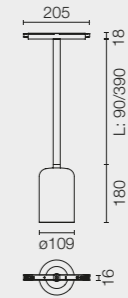
TOP LED  
40W



SUSPENSION  
GLASS DOWNLIGHT 110



LED ARRAY  
13,5W



- 40 White / 40 Blanco
- 14 Black / 14 Negro



FLOS  
CONTROL BY CASAMBI



# INFRA-STRUCTURE EPISODE 2

INFRA-STRUCTURE  
EPISODE 2

INFRA-STRUCTURE  
EPISODE 2

INFRA-STRUCTURE  
EPISODE 2

INFRA-STRUCTURE  
EPISODE 2

INFRA-STRUCTURE  
EPISODE 2

INFRA-STRUCTURE  
EPISODE 2

INFRA-STRUCTURE  
EPISODE 2

Subtle, incredibly versatile tubular structure. Thanks to a special connection system, it is possible to combine vertical and horizontal elements to create three-dimensional combinations in infinite variations using linear and geometric modules.

Estructura tubular sencilla, increíblemente versátil. Gracias a un sistema de conexión especial, es posible combinar elementos verticales y horizontales para crear combinaciones tridimensionales con variaciones infinitas utilizando módulos lineales y geométricos.


## INFRA-STRUCTURE Episode 2





The reinterpretation of an icon: the unique design of Infra-Structure evolves thanks to a new, extremely simplified modular concept. The subtle but visually stunning elements can be combined to characterize any architectural space with a strong stage presence.

La reinterpretación de un icono: el diseño único de Infra-Structure evoluciona gracias a un nuevo concepto modular extremadamente simplificado. Los elementos minimalistas pero visualmente impactantes se pueden combinar para caracterizar cualquier espacio arquitectónico con una fuerte presencia escénica.



- 1 SUSPENSION CONE
- 2 STRUCTURAL RODS
- 3 LIGHT TUBE DIRECT
- 4 LIGHT TUBE INDIRECT
- 5 SUSPENSION PANEL

## SUSPENSION CONE

The conical module provides total shielding of the light source and integrates a special patented optical unit to achieve professional high-contrast spotlighting effects.


El módulo cónico proporciona un apantallamiento total de la fuente de luz e integra una especial unidad óptica patentada que permite conseguir efectos profesionales de luz puntual de alto contraste.



## LIGHT TUBE

The horizontal linear modules can be used to obtain direct and indirect light. They represent an important graphic sign in the structure, creating rhythm and visual continuity in the installation through soft and diffused light.



Los módulos lineales horizontales se pueden utilizar para obtener luz directa e indirecta. Representan un signo gráfico importante en la estructura, crean ritmo y continuidad visual en la instalación a través de una luz suave y difusa.



## SUSPENSION PANEL

The circular panel is manufactured with a special hook that makes it very easy to install on the structure. The internal profile features a gold finish that contrasts with the large, highly efficient opal diffuser, guaranteeing high levels of visual comfort.

El panel circular se fabrica con un gancho especial que hace que sea muy fácil de instalar en la estructura. El perfil interno tiene un acabado dorado que contrasta con el gran difusor opal de alta eficiencia que garantiza una comodidad visual absoluta.




## LIGHT TUBE COVERED


The trapezoidal linear module protects the eyes from direct light emission by acting as a screen for the opal diffuser of the luminaire and by concentrating the light on the work surface.

El módulo lineal trapezoidal protege la vista de la emisión directa de luz actuando como pantalla para el difusor opal de la luminaria y concentrando la luz en la superficie de trabajo.











The mechanical connection between the individual modules that make up the structure is made through a screw system that guarantees a fast and safe installation. Each module is locked in place by integrating a small, almost invisible grub screw once the installation is complete.

La conexión mecánica entre los módulos individuales que conforman la estructura se realiza mediante un sistema de tornillo que garantiza una instalación rápida y segura. Cada módulo se bloquea en su sitio con la ayuda de un tornillo prisionero pequeño, casi invisible una vez que se completa la instalación.



The electrical connections of the lighting modules are extremely simple to make. Each lighting element is completed by a long 5m electrical cable equipped with an output micro-connector. The cable runs through all the different sections of the vertical structure and is then connected to the central grid in the ceiling.

Las conexiones eléctricas de los módulos de iluminación son extremadamente sencillas de realizar. Cada elemento luminoso se completa con un cable eléctrico de 5 m de largo equipado con un microconector de salida. El cable pasa por todas las diferentes secciones de la estructura vertical para luego conectarse a la red central en el techo.







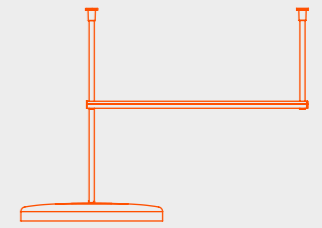
## CONFIGURATION

The extreme simplicity of the elements and the speed with which they can be combined allows to free up the creativity of the project and to achieve innumerable combinations.

## CONFIGURACIÓN


La extrema sencillez de los elementos y la velocidad con la que se pueden combinar permite liberar la creatividad del proyecto consiguiendo innumerables combinaciones.

## EXAMPLE NO.1



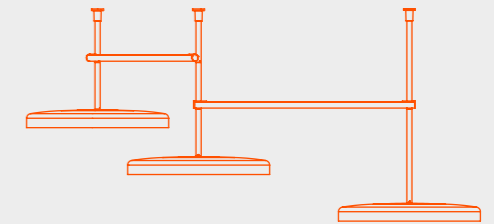
2 x Top Anchor  
2 x Light Tube Rod 400mm  
1 x Direct Light Tube 900mm  
1 x Suspension Rod 400mm  
1 x Suspension Panel 600mm  
2 x End Caps

## EXAMPLE NO.2



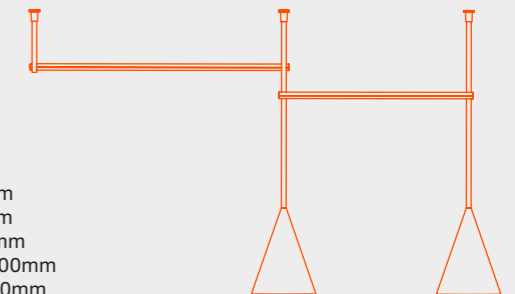
4 x Top Anchor  
2 x Light Tube Rod 400mm  
4 x Light Tube Rod 200mm  
2 x Direct Light Tube 900mm  
1 x Indirect Light Tube 900mm  
4 x End Caps

## EXAMPLE NO.3



3 x Top Anchor  
1 x Light Tube Rod 400mm  
3 x Light Tube Rod 200mm  
2 x Indirect Light Tube 900mm  
1 x Suspension Rod 400mm  
2 x Suspension Rod 200mm  
3 x Suspension Panel ø600mm


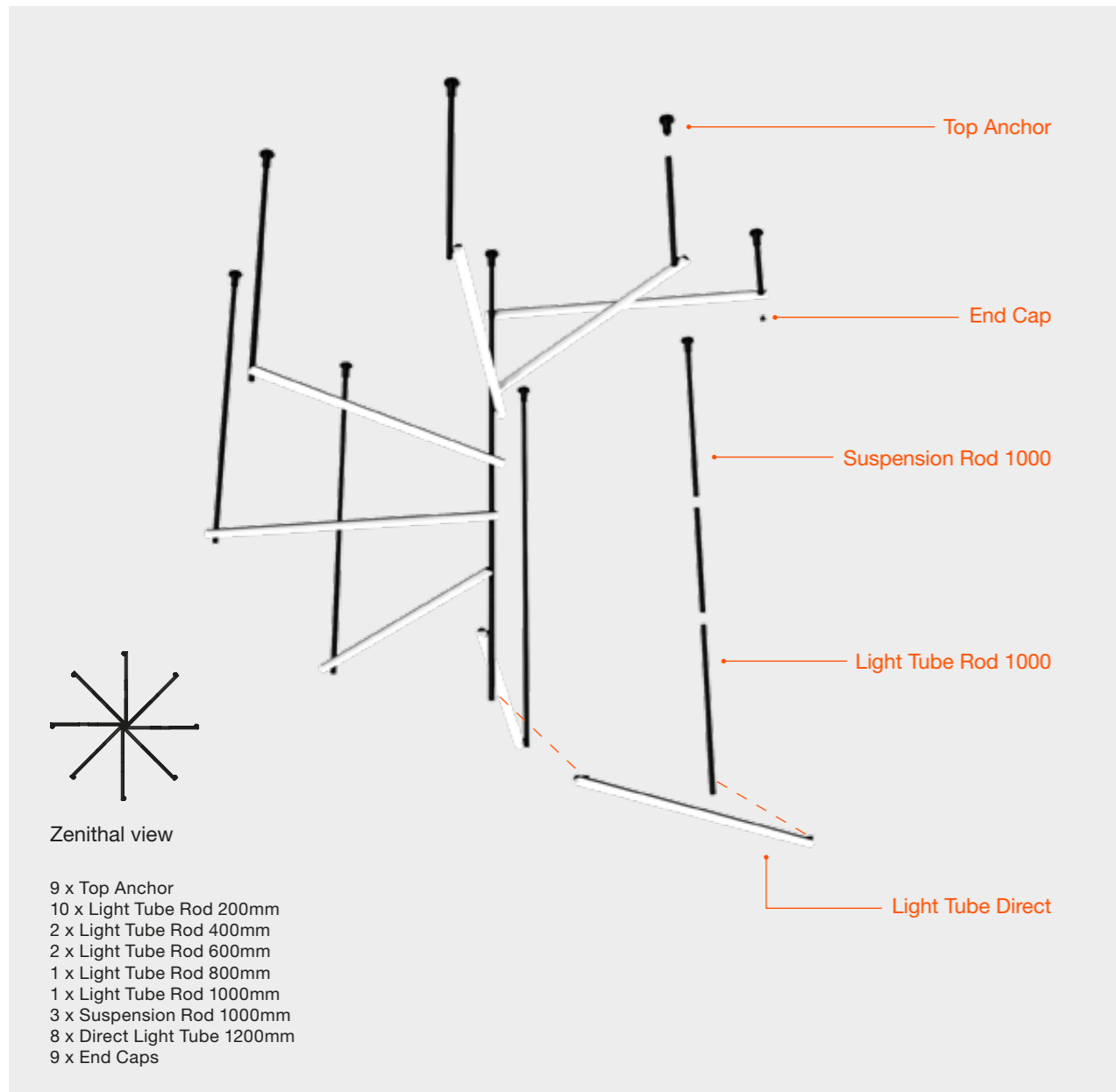
## EXAMPLE NO.4



3 x Top Anchor  
2 x Light Tube Rod 200mm  
2 x Light Tube Rod 100mm  
1 x Suspension Rod 200mm  
1 x Indirect Light Tube 1200mm  
1 x Indirect Light Tube 900mm  
2 x Suspension Rod 400mm  
2 x Suspension Cone ø300  
1 x End Caps

As in a three-dimensional network, simply define the vertical axes of the structure and then connect them visually (and electrically) with lighting modules that can freely rotate 360°. An incredible installation flexibility is guaranteed.

Como en una red tridimensional, será suficiente definir cuáles son los ejes verticales de la estructura y luego unirlos visualmente (y eléctricamente) con módulos de luz que puedan girar libremente a 360°, garantizando una increíble flexibilidad de instalación.





Different control options that can be adapted to any need.

Diferentes opciones de control que pueden adaptarse a cualquier necesidad.

DALI

Broadcast control of each luminaire.

Control broadcast de cada luminaria.

1-10V

Broadcasting remote control (dimming of all the luminaires in a single group).

Control remoto en broadcasting (dimado de todas las luminarias en grupo).

CASAMBI

Individual control of each luminaire directly through a tablet or smart-phone application (FLOS Control®).

Control individual de cada luminaria a través de una aplicación para tablet o smartphone (FLOS Control®).



FLOS CONTROL®  
BY CASAMBI

The FLOS Control® application allows you to control the system's luminaires individually or as a group, controlling scenes and programming.

La aplicación FLOS Control®, permite controlar las luminarias del sistema de modo individual o en grupo, controlando escenas y programación.

With a traditional electrical installation and the Gateway connected by Bluetooth, you obtain total control of the ambience.

Con tan sólo una instalación eléctrica tradicional y el Gateway conectado por Bluetooth se obtiene un control total del ambiente.

Available for iOS and Android


Disponible en iOS y Android

LIGHT MODULES

LIGHT TUBE  
DIRECT - INDIRECT



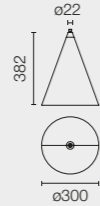
TOP LED  
25W/m



SUSPENSION  
CONE Ø30



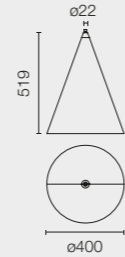
LED ARRAY  
15W



SUSPENSION  
CONE Ø40



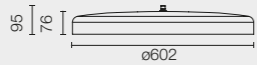
LED ARRAY  
22W



SUSPENSION  
PANEL 600



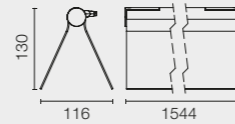
TOP LED  
40W



LIGHT TUBE  
COVERED



TOP LED  
25W/m



Spot

Medium

Flood

Diffused

40 White  
40 Blanco

14 Black  
14 Negro



FLOS  
CONTROL BY CASAMBI



# OBLIQUE

# BB

# L L

# I I

# Q Q

# U U

# E E

Revolutionary table lamp, it is the natural evolution of the classic office swing arm model. With its robust, compact structure and timeless design, it produces a patented, very powerful and controlled asymmetric light beam, perfect for professional lighting of the work area.

Revolucionaria lámpara de mesa, evolución natural del clásico modelo de brazo de oficina. Tiene una estructura robusta y compacta, un diseño atemporal y produce un haz de luz asimétrico patentado muy potente y controlado, perfecto para la iluminación profesional del área de trabajo.

## OBLIQUE








Oblique rethinks the archetype of the traditional office lamp through an iconic design that offers an extreme functionality with a few simple elements. The optical unit can be directed 355° on the axis to comfortably reach any area of the work surface. Vincent Van Duysen design coherently follows the same approach that led Infra-Structure to success by creating a unique exclusive collection.

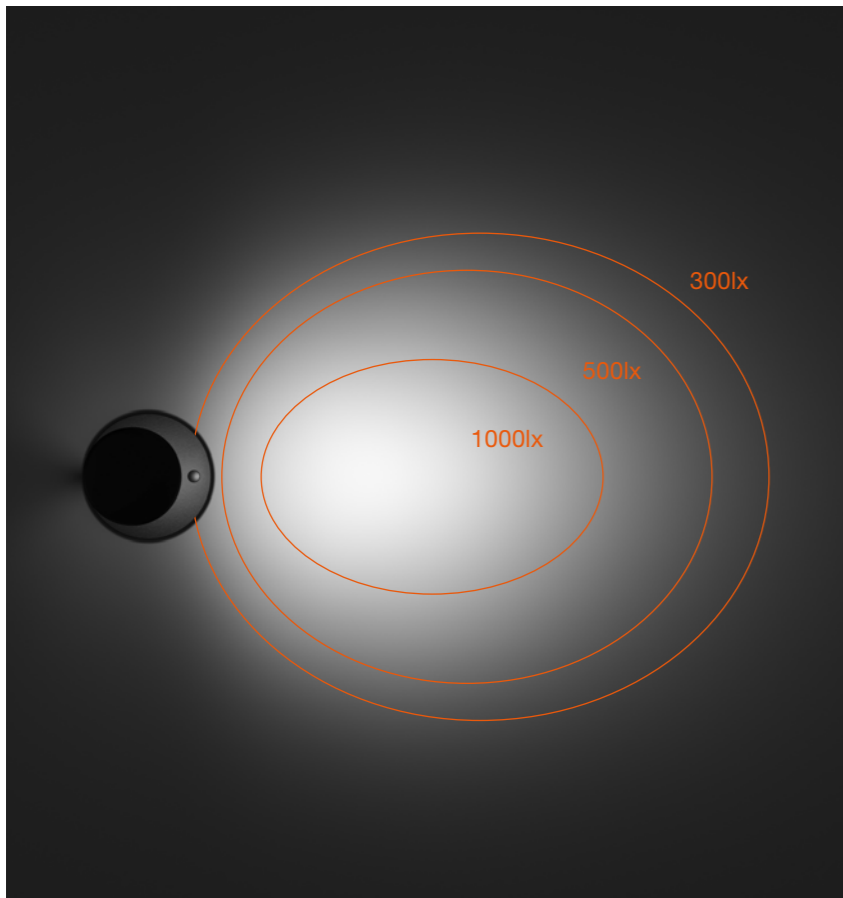
Oblique replantea el arquetipo de la lámpara de oficina tradicional a través de un diseño icónico que encierra una funcionalidad extrema con unos pocos y sencillos elementos. La unidad óptica se puede dirigir 355° en el eje para poder alcanzar cómodamente cualquier área de la superficie de trabajo. El diseño de Vincent Van Duysen sigue con coherencia el mismo enfoque que condujo al éxito de Infra-Structure al crear una colección única en su género.





The heart of this lamp is the result of a real technological challenge. The LEDs and lenses can generate an extremely powerful and controlled light beam from the inside of a just 5 mm thick space.

El corazón de esta lámpara es el resultado de un verdadero desafío tecnológico. Encerrados en un grosor de tan solo 5 mm, los LEDs y las lentes son capaces de generar un haz de luz extremadamente potente y controlado.



The excellence of comfort: UGR is lower than 10 for an exceptional anti-glare protection, homogeneity of light distribution and lux performance, in accordance to the strictest industry standards.

La excelencia del confort: UGR inferior a 10 para una protección antideslumbrante excepcional, homogeneidad en la distribución de la luz y rendimiento en cuanto a lux, de acuerdo con los estándares más estrictos de la industria.





Patented ultra-flat lens with a very high efficiency of 97%. Rounded flat head for minimum visual intrusion.

Lente ultraplana patentada a altísima eficiencia de 97%. Cabeza plana redondeada para la mínima intrusión visual.



Base with integrated wireless charging system. Allows you to charge your smartphone while freeing your desk from unsightly crossed cables.

Base con sistema de carga inalámbrica integrado. Permite cargar su smartphone al liberar el escritorio de cables y enredos antiestéticos.



Monolith with an integrated rotation mechanism. Allows 355° orientation of the luminaire's body.

Monolito con mecanismo de rotación integrado. Permite la orientación a 355° del cuerpo de la luminaria.



Oblique always features a USB-C port integrated in the back of the base that can be used to charge additional devices.

Oblique dispone siempre de un puerto USB-C integrado en la trasera de la base que puede ser usado para la carga de dispositivos externos.





The lamp is available with two different fixing bases to ensure the maximum versatility of use.

Para garantizar la máxima versatilidad de uso, la lámpara está disponible con dos bases de fijación diferentes.

A "side clamp" version with integrated clamp locking mechanism.  
Versión "side clamp" con mecanismo de bloqueo de sargento integrado.



A "stand alone" version with a heavy base and USB-C port integrated. Wireless phone charging option available.  
Versión "stand alone" con base con lastre y puerto USB-C integrado. Opción de carga móvil inalámbrica disponible.

The collection is available in different finishes, from the classic white, black and anthracite, to the most sophisticated pastel shades, specifically created to customize the working environment.

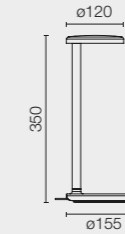
Colección disponible en diferentes acabados, desde el clásico blanco, negro y antracita hasta los más sofisticados tonos pastel, creados específicamente para permitir la personalización del entorno de trabajo.

White / Grey / Rust / Brown / Anthracite / Salvia





POWER LED  
8W



White  
Blanco



Grey  
Gris



Rust  
Oxido



Brown  
Marrón



Anthracite  
Antracita



Salvia  
Salvia



Asymmetric  
Flood



DIVERSION  
DIVERSION  
DIVERSION  
DIVERSION  
DIVERSION  
DIVERSION  
DIVERSION

Innovative minimized profile system designed by Piero Lissoni for surface and suspended installation characterized by an extreme flexibility. A multifunctional rail integrating light and small spots to adapt to any architectural need allowing to create countless geometries.

Innovador sistema de perfiles minimizado, diseñado por Piero Lissoni para instalaciones en superficies y suspendidas, caracterizado por una flexibilidad extrema. Un carril multifuncional que integra spots ligeros y de tamaño reducido para adaptarse a cualquier necesidad arquitectural y poder crear infinidad de geometrías.

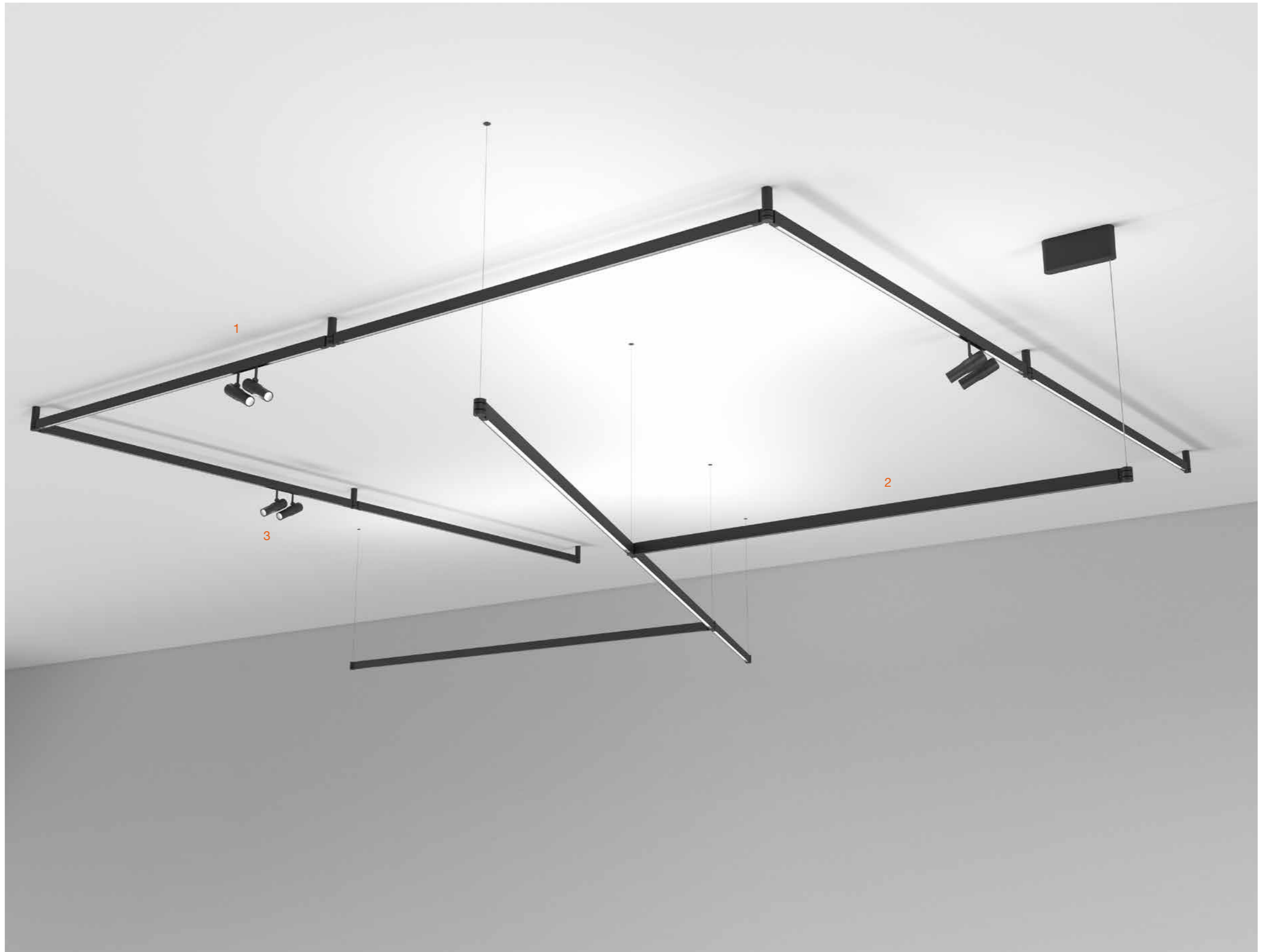
## DIVERSION







Profiles can combine to obtain endless configurations. Every detail has been conceived as part of a complete program, the result is a perfectly balanced, highly stylish yet almost invisible lighting solution.

Los perfiles se pueden combinar para crear infinitas configuraciones. Cada detalle ha sido pensado como parte de un programa completo. El resultado es una solución de iluminación casi invisible, perfectamente equilibrada y elegante.



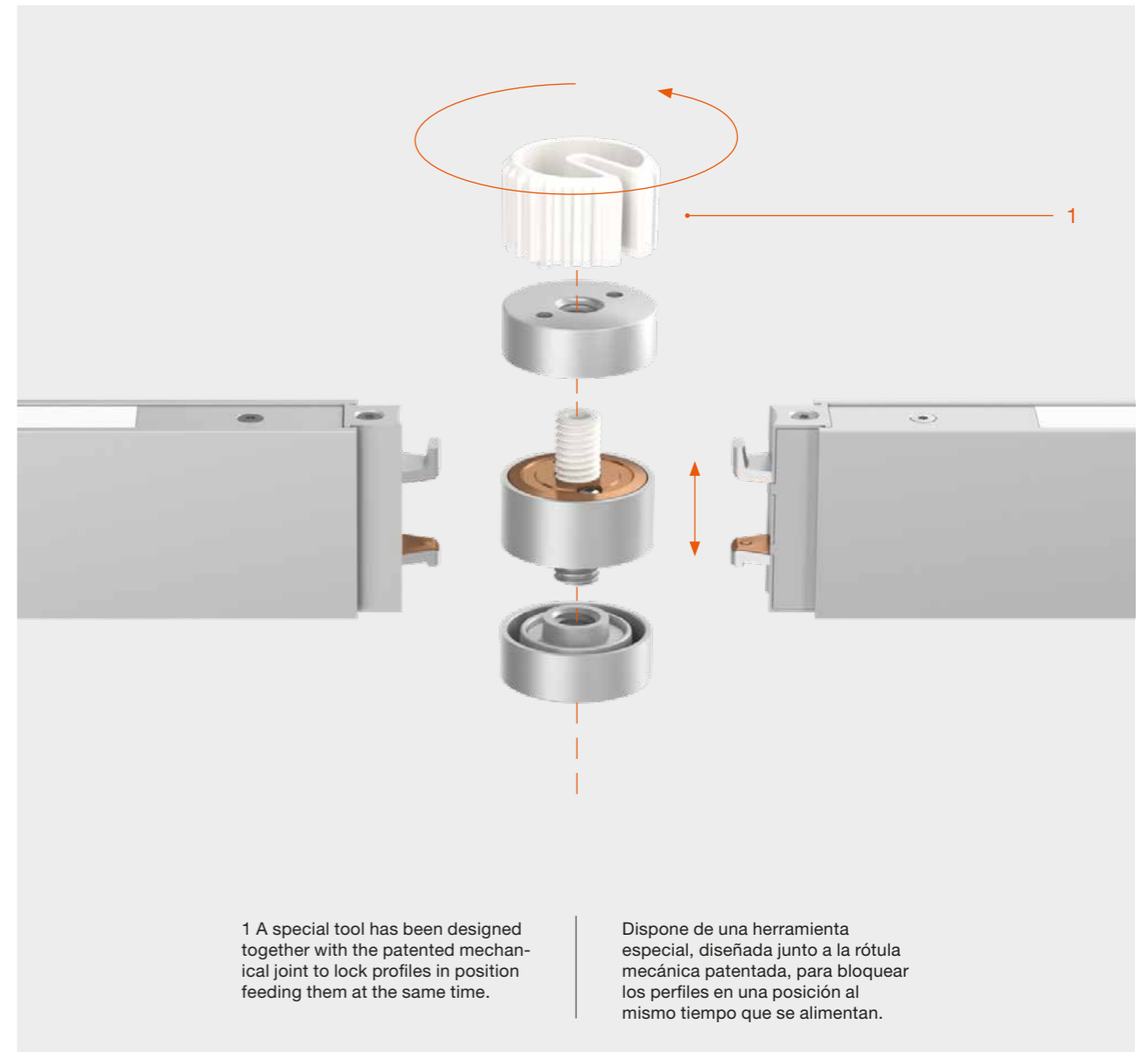
- 1 SURFACE PROFILE
- 2 SUSPENSION PROFILE
- 3 ATOM SPOT



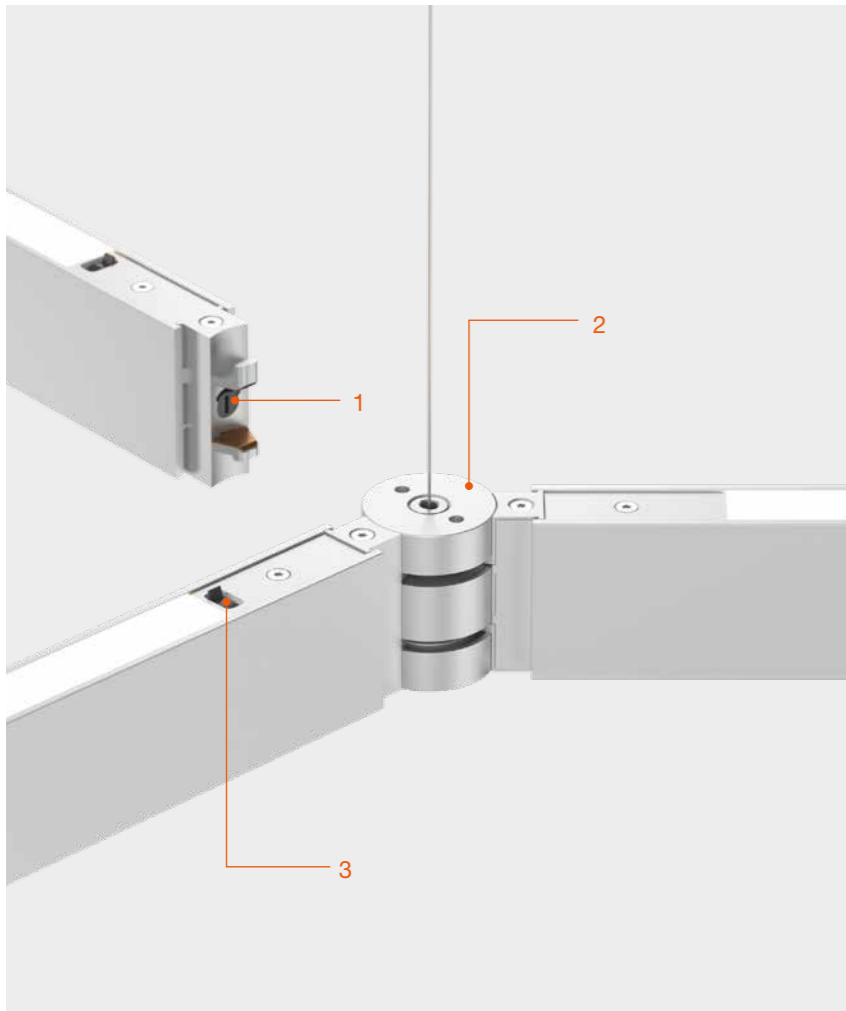


The key for Diversion to achieve creative and versatile geometries is a unique patented connection joint that allows the profiles to create 360° configurations, easily connecting up to 8 profiles together. A revolution in system lighting.

El secreto de Diversion para conseguir geometrías creativas y versátiles es una rótula de conexión única y patentada que permite crear configuraciones de perfiles en 360° y conectar fácilmente hasta 8 perfiles. Una revolución en la iluminación de los sistemas.



## MINIMAL LINE



A minimal line only 34 mm height, achieved through the extreme miniaturization of the electronics and the optical bodies. Diversion offers a complete collection of lighting tools for any need.

Una línea mínima de 34 mm de altura, conseguida mediante la extrema miniaturización de los componentes electrónicos y los cuerpos ópticos. Diversion propone una colección completa de recursos de iluminación para cualquier necesidad.

1 INTEGRATED SWITCH: each single profile features an embedded switch at both ends. This allows to block the electricity flow being able to feed a complex structure from multiple feeding points.  
INTERRUPTOR INTEGRADO: cada perfil dispone de un interruptor integrado en ambos extremos. Eso permite que el flujo de electricidad se bloquee, pudiendo así alimentar una estructura compleja a partir de diversos puntos de alimentación.


2 PATENTED JOINT: the special joint system locks the profiles into position allowing to combine up to 8 of them together. Electricity comes into the profiles redirected through this key component.  
RÓTULA PATENTADA: el sistema especial de rótula bloquea los perfiles en una posición y permite combinar hasta 8 perfiles. La electricidad llega a los perfiles redirigida desde este componente clave.

3 UPLIGHT SELECTOR: the entire system is controlled simultaneously. Nevertheless, modules featuring indirect light emission have a top switch to dim uplight to 50%.  
INTERRUPTOR UPLIGHT: todo el sistema se controla de forma simultánea. Sin embargo, los módulos que emiten luz indirecta disponen de un interruptor para regular la luz de la parte superior en un 50%.



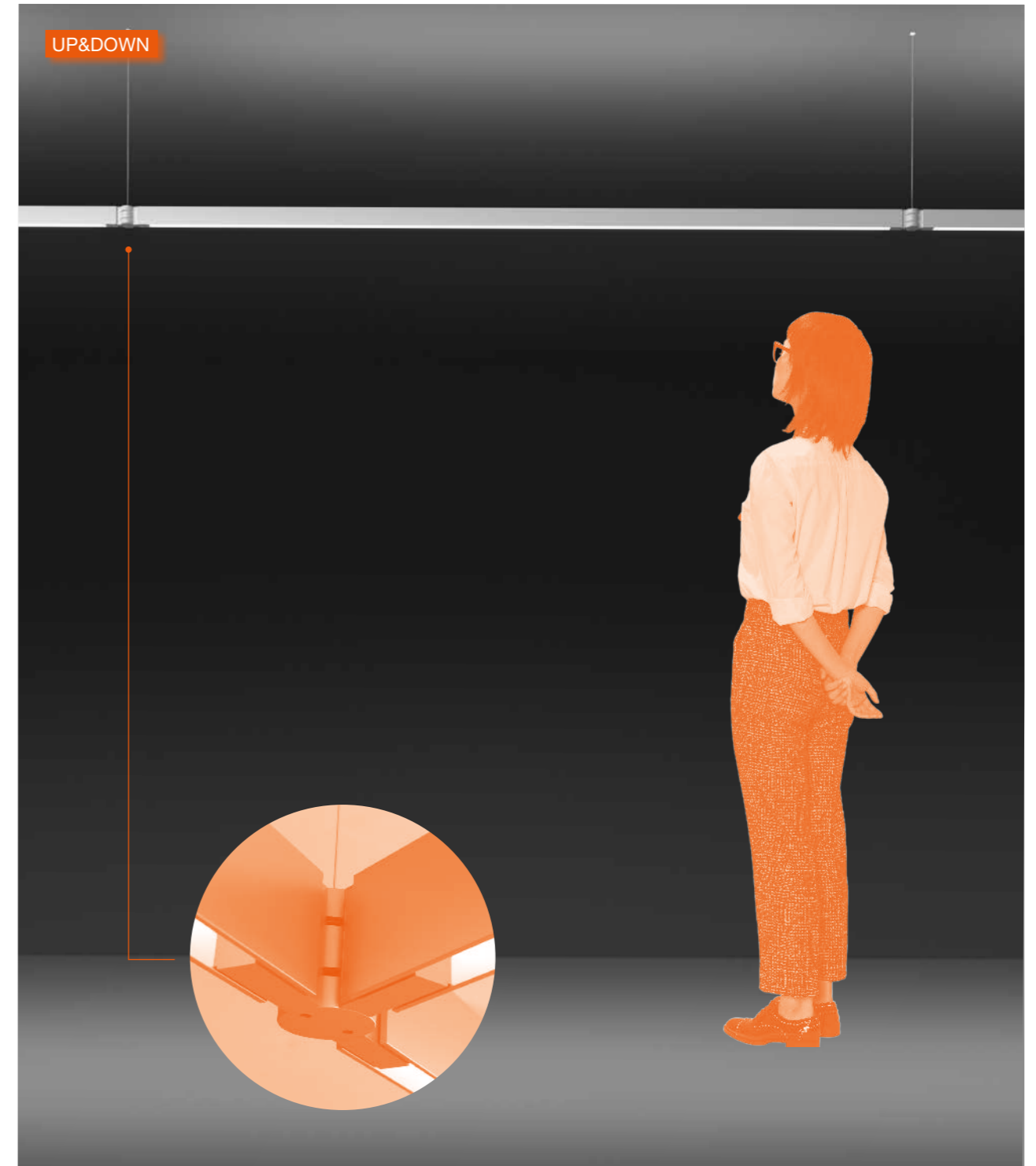
Spotlights combined with the soft even emission that comes from all profiles can radically change the appearance of almost any scene, allowing designers to play with contrasts and highlights.

Los proyectores, combinados con la suave y uniforme emisión de los perfiles, pueden cambiar de forma radical la apariencia de casi cualquier escena, permitiendo a los diseñadores jugar con los contrastes y los toques de luz.



The direct emission ensures the utmost visual comfort thanks to a highly recessed position of the LED sources that remain hidden from view. The indirect emission provides an even more comfortable visual experience in the room.

La emisión directa asegura el mayor confort visual gracias a la posición extremadamente encastrada de las fuentes LED, que permanecen ocultas a la vista. La emisión indirecta proporciona una experiencia visual todavía más confortable en la sala.



Diversion is available in a complete professional range including two different profiles that feature direct emission or direct/indirect emission. Maximum length available for a single profile is 2500 mm. Both versions can also combine accent lighting thanks to a dedicated solution allowing to integrate up to two Atom spots.

Diversion está disponible en una gama profesional completa que incluye dos perfiles diferentes con emisión directa o emisión directa/indirecta. La longitud máxima disponible para un perfil es 2500 mm. Ambas versiones pueden combinarse también con la iluminación de acento gracias a una solución dedicada que permite integrar hasta dos spots Atom.

#### PROFILES + SPOTS

2500 mm



2000 mm



1500 mm



1000 mm



#### PROFILES

2500 mm




2000 mm



1500 mm



1000 mm







CONFIGURATION

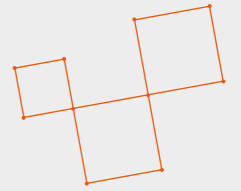
Almost any kind of layout is achievable thanks to the versatility of the system. From pure geometric compositions up to free shapes, combining both Surface and Suspension modules to obtain an eye-catching 3D configuration.

CONFIGURACIÓN

Gracias a la versatilidad del sistema se puede crear casi cualquier diseño. Desde composiciones puramente geométricas hasta formas libres, pasando por combinar los módulos Surface y Suspension para conseguir una atractiva configuración 3D.

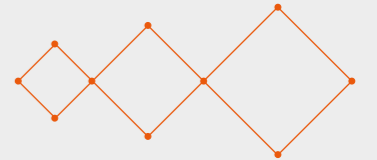
Suspension version ———  
 Surface version - - - - -

EXAMPLE NO.1



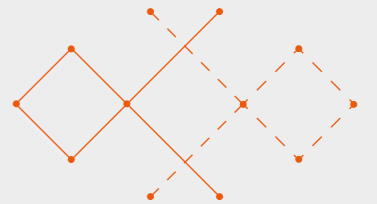
8 x Suspension Profile 1500mm  
 4 x Suspension Profile 1000mm

EXAMPLE NO.2



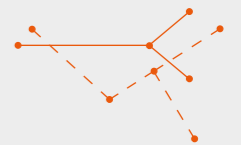
4 x Suspension Profile 2000mm  
 4 x Suspension Profile 1500mm  
 4 x Suspension Profile 1000mm

EXAMPLE NO.3



1 x Suspension Profile 2500mm  
 2 x Suspension Profile 1000mm  
 1 x Surface Profile 2000mm  
 2 x Surface Profile 1500mm  
 1 x Surface Profile 1000mm

EXAMPLE NO.4



2 x Suspension Profile 2500mm  
 4 x Suspension Profile 1500mm  
 2 x Surface Profile 2500mm  
 4 x Surface Profile 1500mm



All Diversion profiles preset to integrate accent lighting allow to install up to two Atom projectors. Accent lighting has a fixed positioning within the profile to balance the structure and assure maximum visual cleaning in all configurations.

Todos los perfiles Diversion configurados para integrar iluminación de acento permiten instalar hasta dos proyectores Atom. La iluminación de acento dispone de un posicionamiento fijo integrado al perfil para equilibrar la estructura y asegurar una limpieza visual máxima en todas las configuraciones.





Different control options for dimming Diversion, all available for remote recessed or surface installation.

Diferentes opciones de control para la regulación de Diversion, todas disponibles para una instalación empotrada o de superficie.

#### PUSH DIMMING

Control through a simple pushbutton.

Control de la pista a través de un dispositivo de regulación.

#### DALI

Standard protocol for integration with any control system.

Protocolo estándar para la integración con cualquier sistema de control.

#### 1-10V

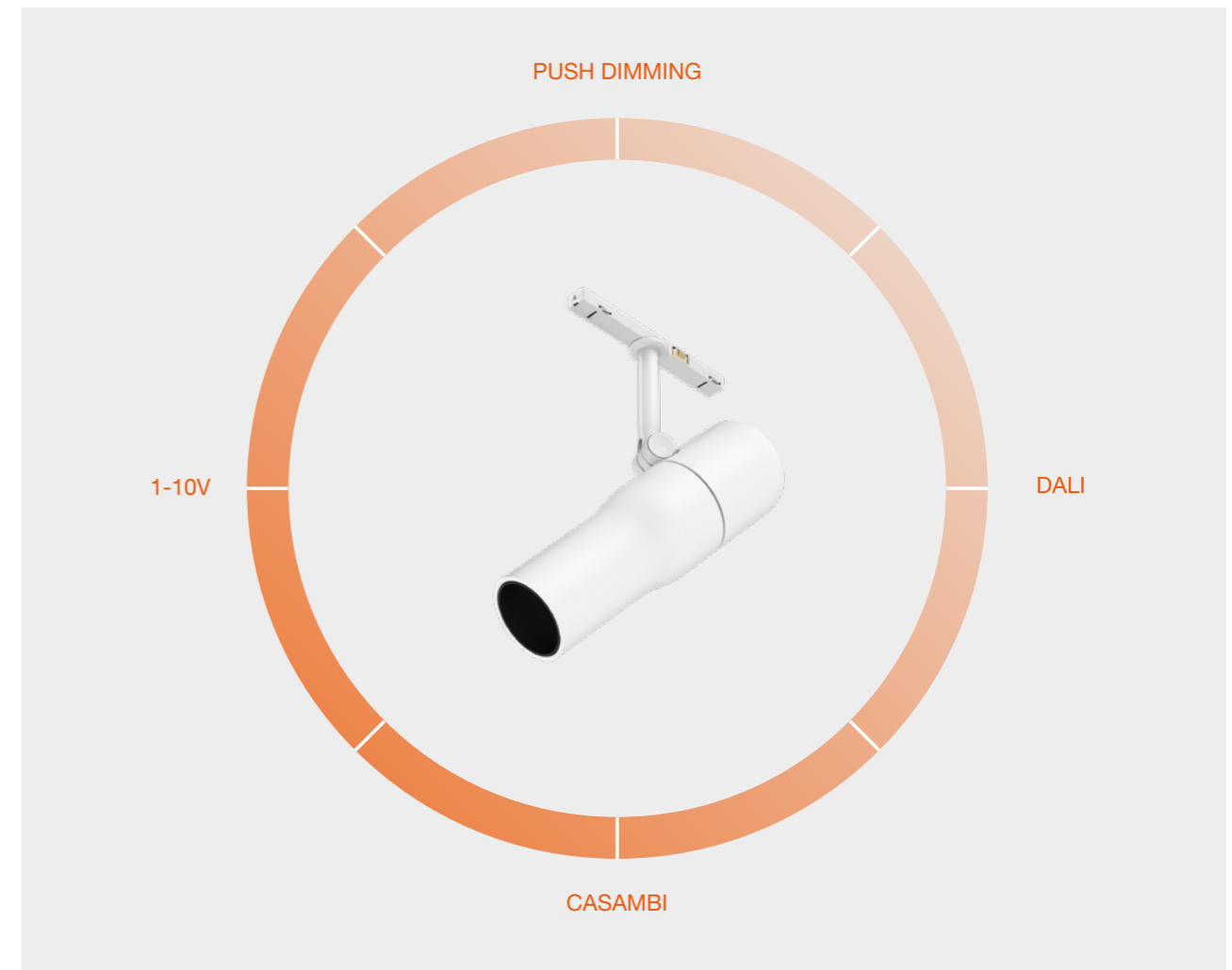
Track control through a dimmer device.

Control de la pista a través de un dispositivo de regulación.

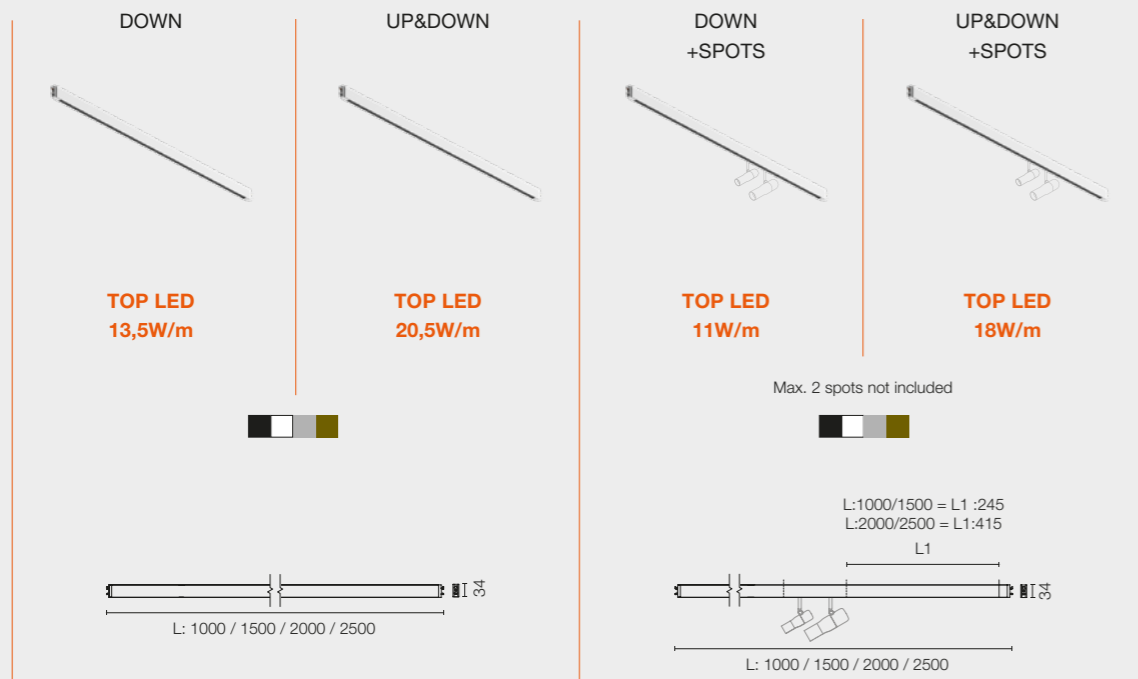
#### CASAMBI

Track wireless control through the FLOS Control®, available iOS and Android devices.

Control inalámbrico de la pista a través de la aplicación FLOS Control®, disponible para dispositivos iOS y Android.



LIGHT MODULES STRUCTURES

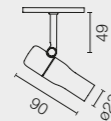


LIGHT MODULES

ATOM 90



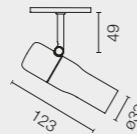
POWER LED  
5,5W



ATOM 120



POWER LED  
8W



Spot



Medium

LIGHT MODULES



CONTROL BY CASAMBI




ZERO TRACK  
ZERO TRAC  
ZERO TRA  
ZERO TR  
ZERO T  
ZERO  
ZER  
ZE  
Z

Innovative 24V system composed of an extremely miniaturised track that subtly adapts to the surface deceiving the eye: it causes an effect of recessed installation because of the simplicity of a surface mounted track. It integrates to all types of ceilings and walls, offering a variety of dimmable luminaires, including the Atom collection by Piero Lissoni and the Find Me collection by Jorge Herrera.

Sistema innovador de 24V compuesto por un carril de extrema miniaturización que se adapta sutilmente engañando al ojo: provoca un efecto de instalación empotrada por la simplicidad de su carril de montaje en superficie. Se integra en todo tipo de techos y paredes, ofreciendo una gran variedad de luminarias regulables, incluyendo la colección Atom de Piero Lissoni y la colección Find Me de Jorge Herrera.

## ZERO TRACK






Restaurant Hert, Belgium




Total integration into different architectural spaces thanks to the minimal dimensions of the track surface and the stylish miniaturisation of the spotlights.

Adaptación total a diferentes espacios arquitectónicos gracias a las dimensiones mínimas de la superficie del carril y la elegante miniaturización de los proyectores.



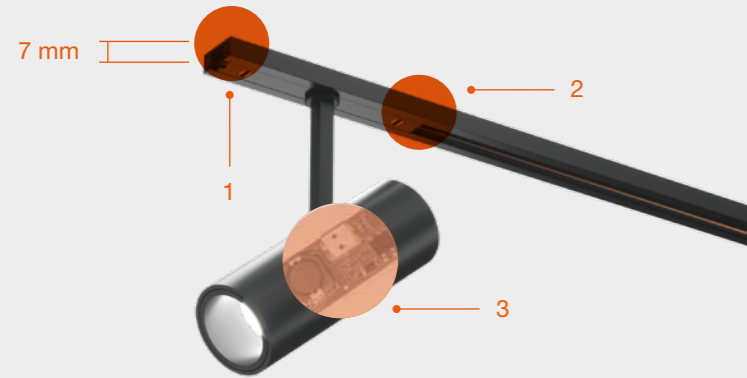
A minimal line only 17 mm wide and 7 mm high combined with the extreme miniaturization of the electronics bodies: this is how the Zero Track can seem like a recessed luminaire, merging with any architectural structure in a perfect integration.

Una línea mínima de solo 17 mm de ancho y 7 mm de alto combinada con la miniaturización extrema de los cuerpos electrónicos: así es como Zero Track puede parecer una luminaria empotrada, fusionándose con cualquier estructura arquitectónica en una integración perfecta.





## ZERO TRACK SYSTEM



The ultimate level of miniaturization: track and spot dimensions are taken to the minimum size, with a pure design and the most radical control technology.

Máximo nivel de miniaturización: las dimensiones del carril y de los proyectores se llevan al tamaño mínimo, con un diseño puro y la tecnología de control más radical.

1 A minimal line only 7 mm high.  
Una línea mínima de 7 mm de alto.

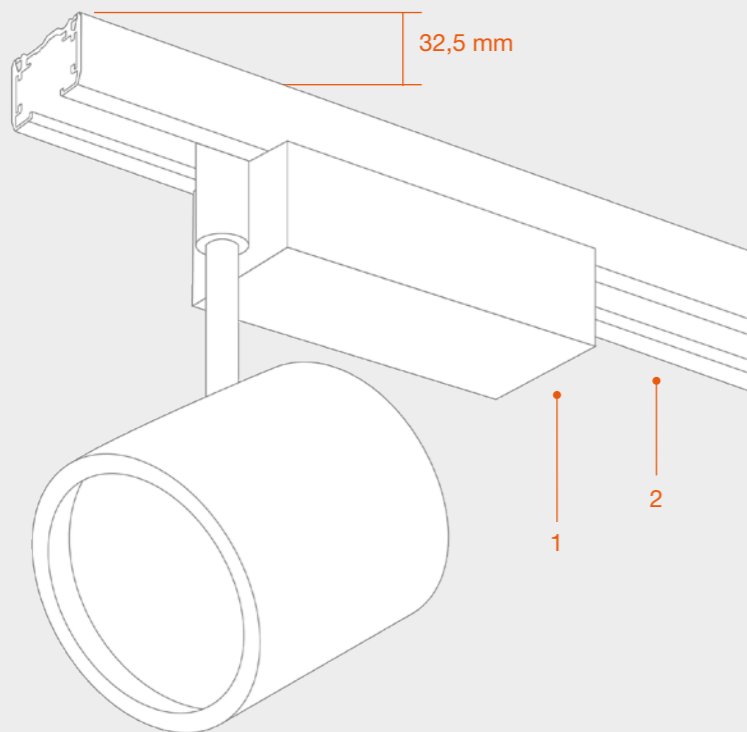
2 Maximum integration due to the extreme miniaturization of the electrical and mechanical devices.  
Máxima integración debido a la extrema miniaturización del aparato eléctrico y mecánico.

3 Control electronics totally integrated into the projector head.  
Electrónica de control totalmente integrada en la cabeza del proyector.

1 Traditional Engine  
Motor Tradicional

2 Traditional Track  
Track Tradicional



## TRADITIONAL SYSTEM




Surface power supply. There are also versions of power supplies for remote installation equipped with various regulation protocols.

Fuente de alimentación de superficie. También existen versiones de fuentes de alimentación de instalación remota dotadas de varios protocolos de regulación.





## FIND ME



The Zero Track luminaire range culminates with the Find Me spots designed by Jorge Herrera. This innovative design embraces two different sizes, including the new Find Me 0, which brings the minimal designs of the successful Find Me collection now available for a track installation.

La gama de luminarias Zero Track culmina con los spots Find Me, diseñados por Jorge Herrera. Este innovador diseño abarca dos tamaños diferentes, incluyendo el nuevo Find Me 0, el cual brinda los diseños más minimalistas de la exitosa colección Find Me, ahora disponible para una instalación en carriles.

White, grey, black, bronze and brown




## ATOM



With the exquisite design touch of Piero Lissoni, the Zero Track system offers Atom: a series of spotlights in two different sizes, perfect for an accent lighting. The Zero Track system provides the highest comfort level thanks to the deep position of the optic and the screening accessories included with each spot, completed by a round shape luminaire for a general lighting.

Con el excelente toque de diseño de Piero Lissoni, el sistema Zero Track ofrece Atom: una serie de focos en dos tamaños diferentes, perfectos para una iluminación de acento. El sistema Zero Track proporciona el máximo nivel de confort gracias a la posición profunda de la óptica y a los accesorios de apantallamiento incluidos en cada spot, completados por una luminaria de forma redonda para una iluminación más general.

White, grey, black, bronze and brown



Different control options for dimming the Zero Track, all available for remote recessed or surface installation.

Diferentes opciones de control para la regulación de Zero Track, todas disponibles para una instalación empotrada o de superficie.

PUSH DIMMING

Control trough a simple pushbutton.

Control de la pista a través de un dispositivo de regulación.

DALI

Standard protocol for integration with any control system.

Protocolo estándar para la integración con cualquier sistema de control.

1-10V


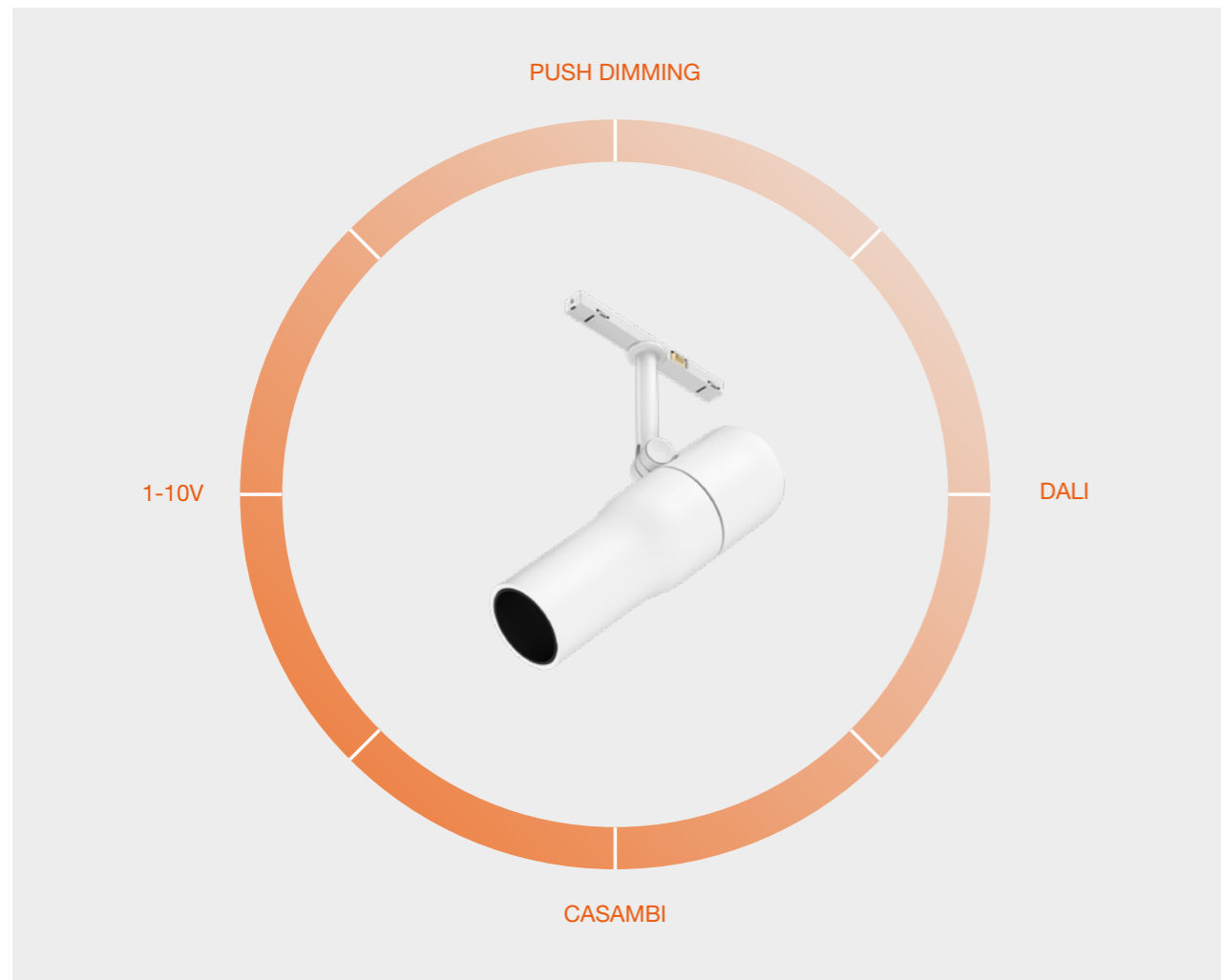
Track control trough a dimmer device.

Control de la pista a través de un dispositivo de regulación.

CASAMBI

Track wireless control trough the FLOS Control<sup>®</sup>, available iOS and Android devices.

Control inalámbrico de la pista a través de la aplicación FLOS Control<sup>®</sup>, disponible para dispositivos iOS y Android.

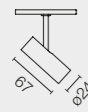


LIGHT MODULES

FIND ME 0



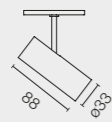
**POWER LED**  
3,5W



FIND ME 1



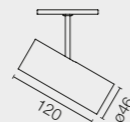
**POWER LED**  
5,5W



FIND ME 2



**POWER LED**  
10,5W



FIND ME 1  
SUSPENSION



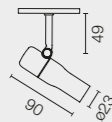
**POWER LED**  
5,5W



ATOM 90



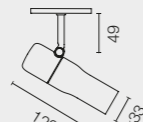
**POWER LED**  
5,5W



ATOM 120



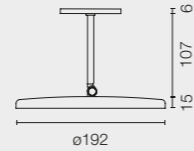
**POWER LED**  
8W



ATOM 200



**POWER LED**  
10,5W



Spot



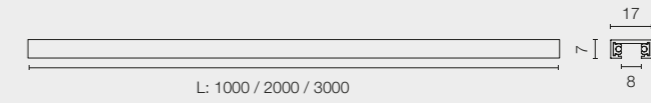
Medium



Flood

SURFACE PROFILES

- 40 White  
40 Blanco
- 06 Chrome  
06 Cromo
- 14 Black  
14 Negro
- CZ Bronze  
CZ Bronce
- 18 Deep brown  
18 Deep brown



L: 1000 / 2000 / 3000

**FLOS**  
CONTROL BY CASAMBI



THE MICRO THE MICRO THE MICRO THE MICRO

# RUNNING MAGNET

THE MICRO THE MICRO THE MICRO THE MICRO

# RUNNING MAGNET

THE MICRO THE MICRO THE MICRO THE MICRO

# RUNNING MAGNET

THE MICRO THE MICRO THE MICRO THE MICRO

# RUNNING MAGNET

THE MICRO THE MICRO THE MICRO THE MICRO

# RUNNING MAGNET

THE MICRO THE MICRO THE MICRO THE MICRO

# RUNNING MAGNET

THE MICRO THE MICRO THE MICRO THE MICRO

# RUNNING MAGNET

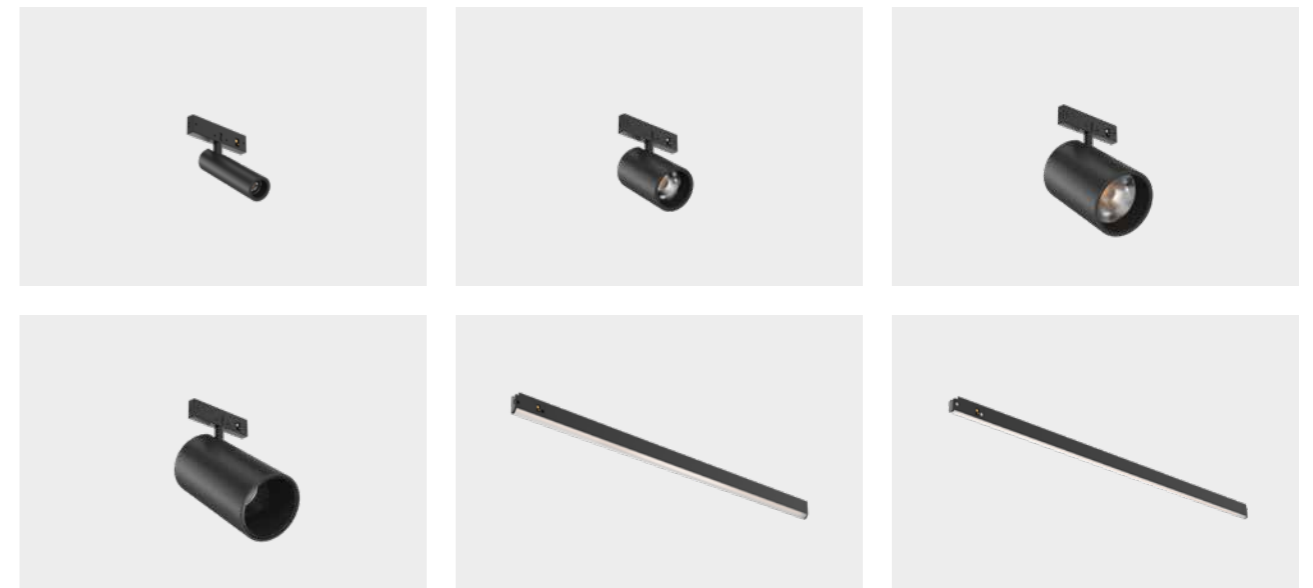
THE MICRO THE MICRO THE MICRO THE MICRO

# RUNNING MAGNET

Innovative program of ultra-miniaturized structures in recessed and surface versions. Compatible with a wide range of professional lighting solutions by means of magnetic fixing. The ultimate solution for exhibition lighting.

Innovador programa de estructuras ultraminia-turizadas en versión empotrada y de superficie. Compatible con una amplia gama de soluciones de iluminación profesional mediante fijación magnética. La solución definitiva para la iluminación de exposición.

## THE MICRO RUNNING MAGNET





The quintessence of integrated light, obtained thanks to a profile of only 5 mm that allows the total integration of micro-devices designed to be combined with the structure until they disappear almost completely.

La quintaesencia de la luz integrada, obtenida gracias a un perfil de solo 5 mm que permite la integración total de microdispositivos diseñados para combinarse con la estructura hasta casi desaparecer.



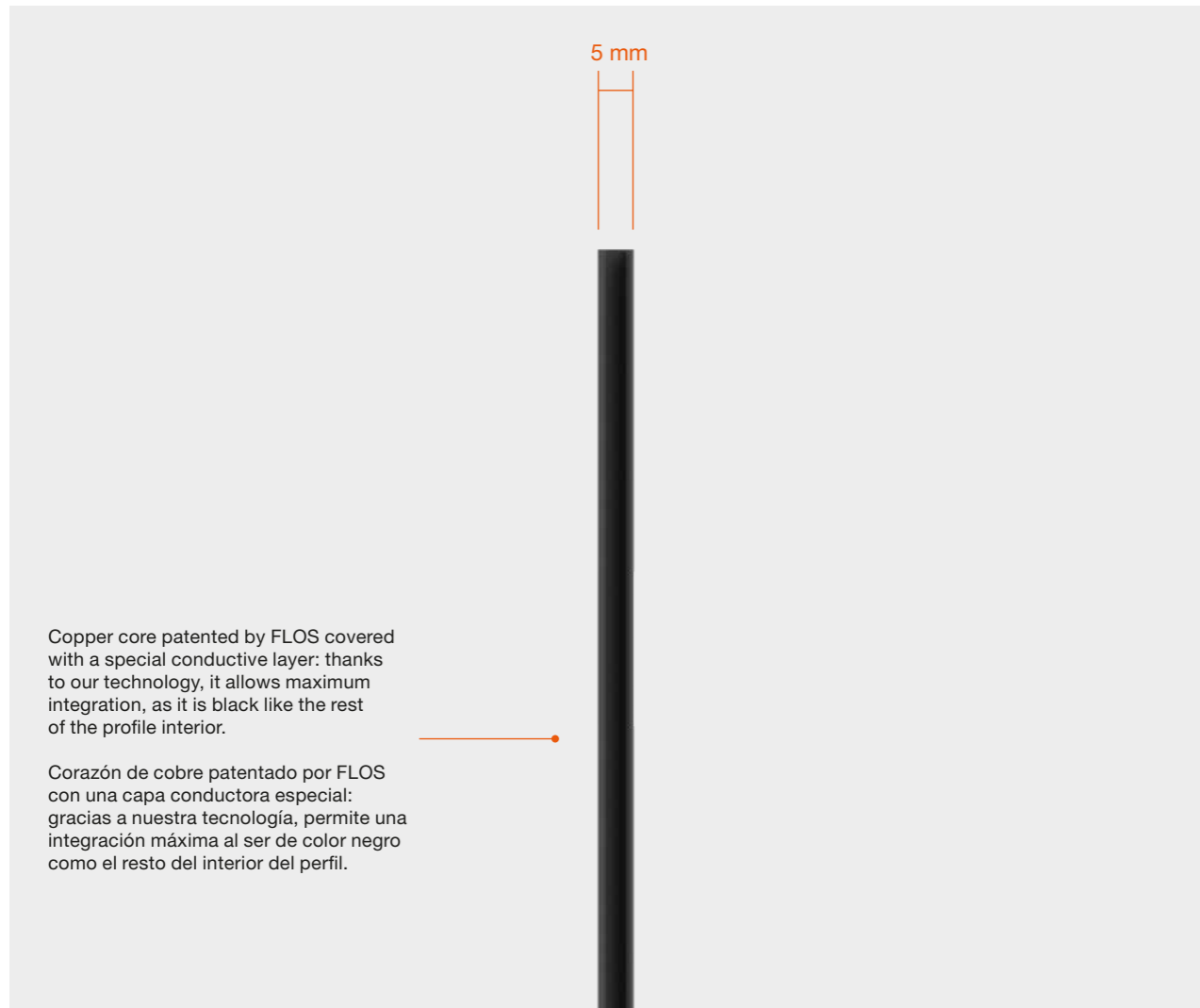
1 RECESSED

2 SURFACE



The incredibly small profile size that characterizes the program enhances the light's flexibility and its relationship with the architecture. The lighting bodies are installed by means of a magnetic support inside the profile, providing an unparalleled ease of use.



El increíble tamaño reducido del perfil que caracteriza el programa realza la flexibilidad de la luz y su relación con la arquitectura. La instalación de los cuerpos iluminantes se realiza mediante un soporte magnético dentro del perfil para una facilidad de uso sin igual.





Magnetic fixing of the luminaries, which allows hot handling. The lighting bodies can be moved when they are still on, achieving enormous flexibility and adaptability in the configuration at any time.

Fijación magnética de las luminarias, lo que permite su manipulación en caliente. Los cuerpos iluminantes se pueden mover estando encendidos, consiguiendo así una gran flexibilidad y adaptabilidad de la configuración en cualquier momento.





## MICRO SPOT

With a diameter of only 12 mm, this incredible projector guarantees high intensity values and allows you to easily resolve the most complex focal points while remaining invisible even from short distances.

Con un diámetro de solo 12 mm, este increíble proyector garantiza valores de alta intensidad y permite resolver fácilmente las focalizaciones más complejas mientras permanece invisible incluso desde distancias cortas.

## SPOT MODULES

Complete range of micro-projectors available in various powers and sizes. They all include professional acrylic stabilized micro-lenses for a maximum control of lighting effects.

Gama completa de microproyectores disponibles en varias potencias y tamaños. Todos incluyen microlentes profesionales estabilizadas en acrílico para un control máximo de los efectos de iluminación.



## LIGHT SHADOW SPOT

This ultra-compact projector uses the same optical unit as Light Shadow. Invisible source, integrated cut-off for unparalleled visual comfort and formal elegance.

Este proyector ultracompacto utiliza el mismo grupo óptico que el Light Shadow. Fuente invisible, cut-off integrado para un confort visual y una elegancia formal sin igual.



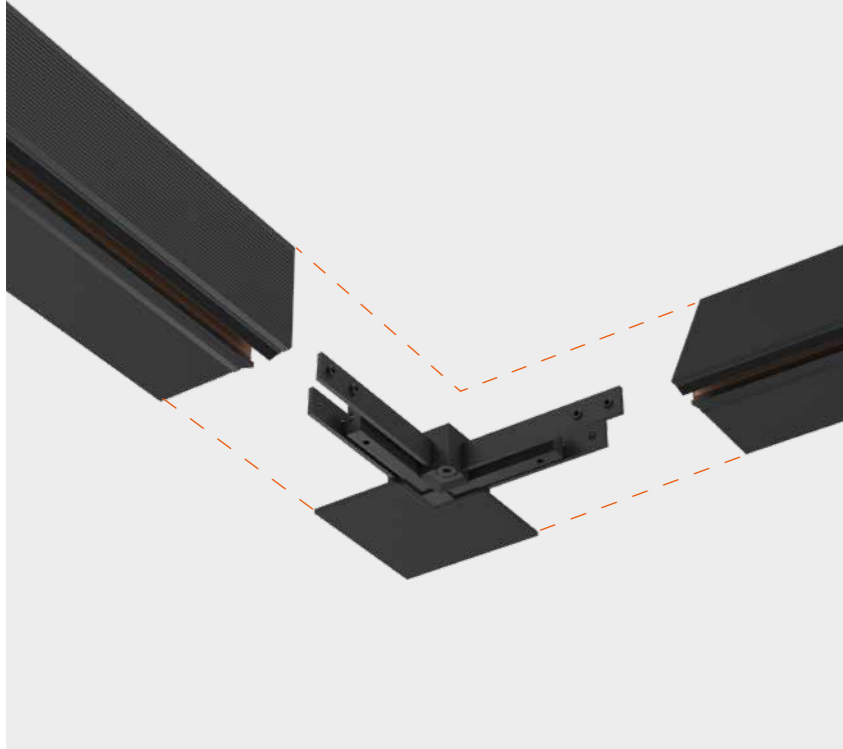
## LIGHT STRIPE DIFFUSED / WALL-WASHER

Linear micro-profile with an integrated miniature wall-washer optic. The special patented lens emits an extremely uniform and enveloping vertical lighting. It is ideal for creating a soft, non-contrasting light background within an exhibition niche.

Microperfil lineal con óptica wall-washer integrada en miniatura. La lente especial patentada emite una iluminación vertical extremadamente uniforme y envolvente y es ideal para crear un fondo de luz suave y sin contraste dentro de un nicho de exposición.



## CONNECTIONS (RECESSED)



The recessed profile guarantees a flawless final result thanks to the special blocking sides that allow the installation to be finished with high-quality details.


El perfil empotrado garantiza un resultado final impecable gracias a las aletas de tope laterales especiales que permiten el acabado de la instalación con detalles de alta calidad.


## CONNECTIONS (SURFACE)





Installed on the surface, the profile is so small that it disappears from the eye, becoming a very thin line that crosses the rooms and characterizes them with sophisticated lighting effects that invade walls, ceilings, corridors and showcases.

Instalado en superficie, el perfil es tan pequeño que desaparece de la vista, una línea muy delgada que cruza los ambientes y permite caracterizarlos con sofisticados efectos de luz que invaden paredes, techos, pasillos y vitrinas.





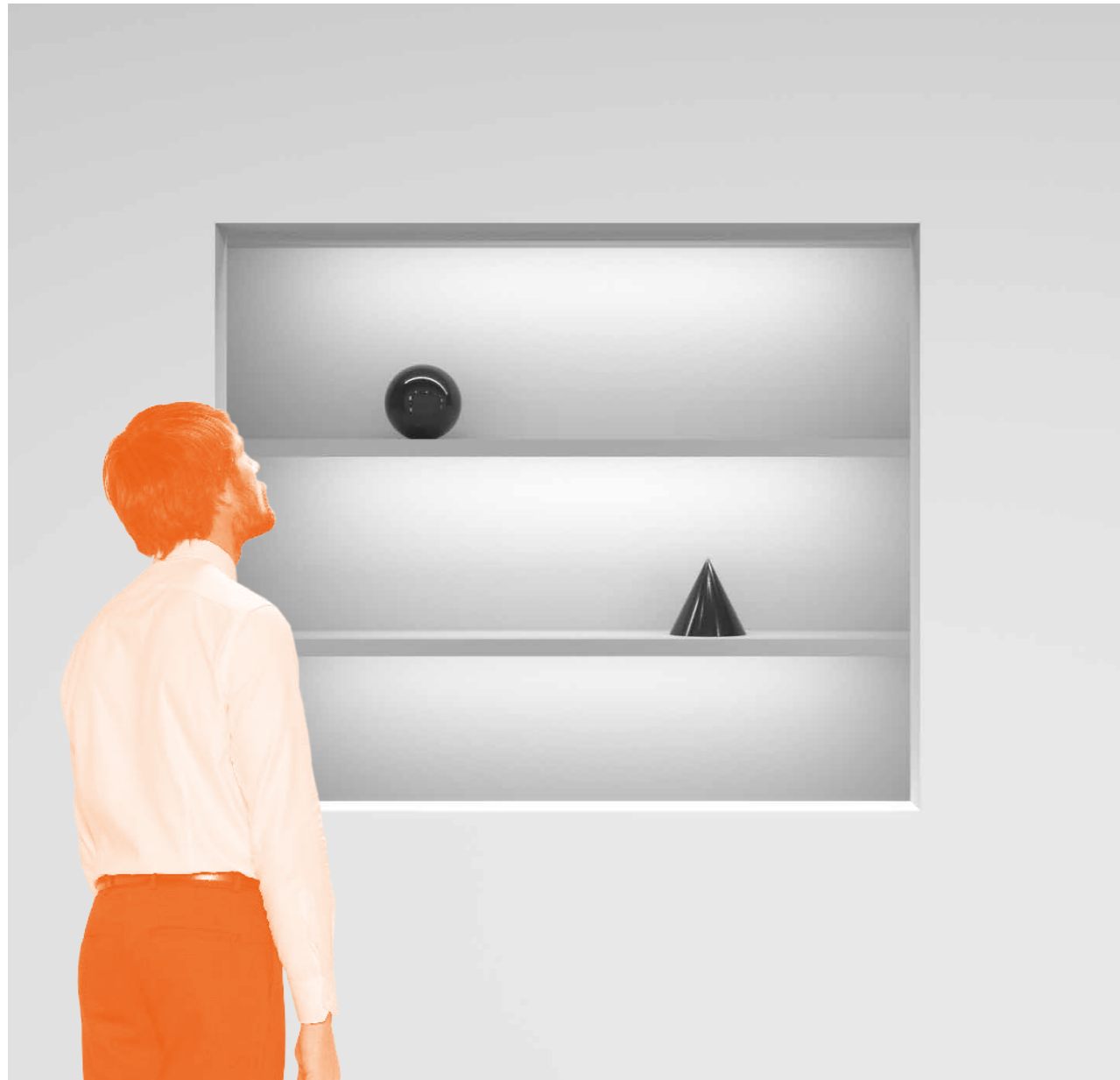
Sergio Rossi Showroom,  
Milan



Sergio Rossi Showroom,  
Milan

The Micro Running Magnet is the ultimate solution for exhibition lighting. A complete and professional program that, in addition to its reduced dimensions, provides a balanced and attractive light to highlight each object in the best way and in 360°.


The Micro Running Magnet es la solución definitiva para la iluminación de exposiciones. Un programa completo y profesional que además de dimensiones reducidas proporciona una luz equilibrada y atractiva para resaltar cada objeto de la mejor manera en 360°.



1 LED micro-projectors with integrated cut-off solutions and dedicated lenses to create contrasts and light accents.  
Microproyectores LED con soluciones cut-off integradas y lentes específicas para crear contrastes y acentos de luz.

2 Complete linear micro-profile with opal diffuser screen for diffused light details.  
Microperfil lineal completo con pantalla difusora opal para detalles de luz difusa.

3 Linear wall-washer micro-profile with patented lens for controlled asymmetric light effects.  
Microperfil lineal wall-washer con lente patentada para efectos de luz asimétrica controlada.





New Kvadrat Soft Cells  
Showroom, London

Different control options that can be adapted to any need.

Diferentes opciones de control que pueden adaptarse a cualquier necesidad.

DALI

Broadcast control of each luminaire.

Control broadcast de cada luminaria.

1-10V

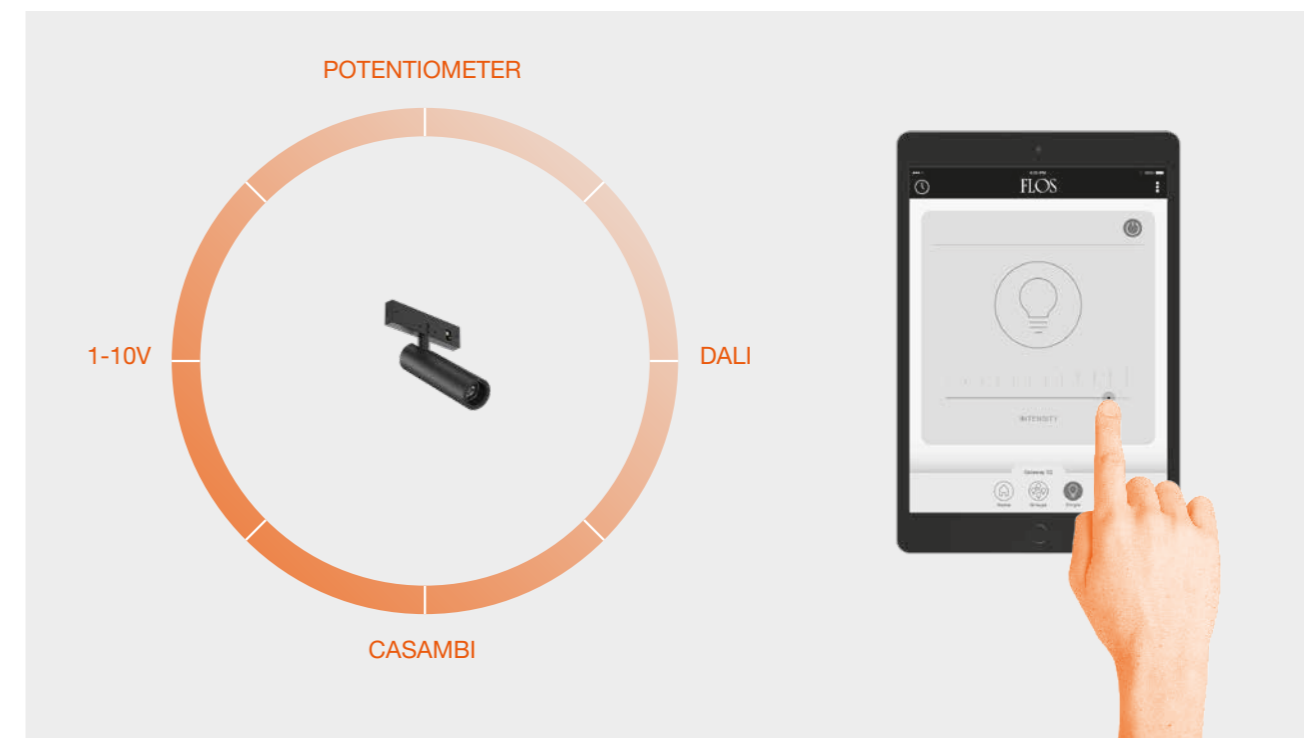
Broadcasting remote control (dimming of all the luminaires in a single group).

Control remoto en broadcasting (dimado de todas las luminarias en grupo).

CASAMBI

Individual control of each luminaire directly through a tablet or smart-phone application (FLOS Control®).

Control individual de cada luminaria a través de una aplicación para tablet o smartphone (FLOS Control®).



FLOS CONTROL®  
BY CASAMBI

The FLOS Control® application allows you to control the system's luminaires controlling scenes and programming.

La aplicación FLOS Control®, permite controlar las luminarias del sistema controlando escenas y programación.


With a traditional electrical installation and the Gateway connected by Bluetooth, you obtain total control of the ambience.

Con tan sólo una instalación eléctrica tradicional y el Gateway conectado por Bluetooth se obtiene un control total del ambiente.

Available for iOS and Android

Disponible en iOS y Android





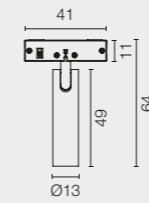
412W 15th Street,  
New York

LIGHT MODULES

MICRO SPOT



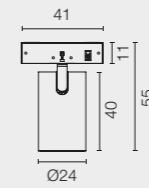
POWER LED  
1,5W



NANO SPOT



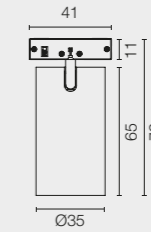
POWER LED  
3W



SPOT



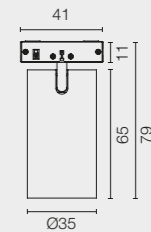
POWER LED  
6W



LIGHT SHADOW  
SPOT



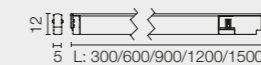
POWER LED  
3W



LIGHT STRIPE  
DIFFUSED



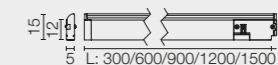
TOP LED  
15W/m



LIGHT STRIPE  
WALL-WASHER



TOP LED  
15W/m



RECESSED



14 Black  
14 Negro

SURFACE



40 White  
40 Blanco  
14 Black  
14 Negro



CONTROL BY CASAMBI



Spot



Medium



Flood



Wall-Washer




Diffused

# THE RUNNING MAGNET THE RUNNING MAGNET THE RUNNING MAGNET THE RUNNING MAGNET THE RUNNING MAGNET

Program of structures in recessed, surface and suspended versions. A wide range of light fixtures is housed inside it using magnetic fastening. Regulation and control with universal protocols and using the FLOS Contro<sup>®</sup> application.

Programa de estructuras en versiones empotrada, de superficie y suspendida. En ella se alojan una amplia gama de luminarias mediante fijación magnética. Regulación y control mediante protocolos universales y a través de la aplicación FLOS Control<sup>®</sup>.

## THE RUNNING MAGNET





The range consists of special 24V-powered magnetic profiles on which the LED lighting modules are placed. The profiles are suitable for surface, suspended or recessed installations in walls or plasterboard ceilings. The Running Magnet is completed by ambient and accent lighting modules with different optics, plus a selection of decorative lighting accessories originating and adapted from the FLOS Home Collection.


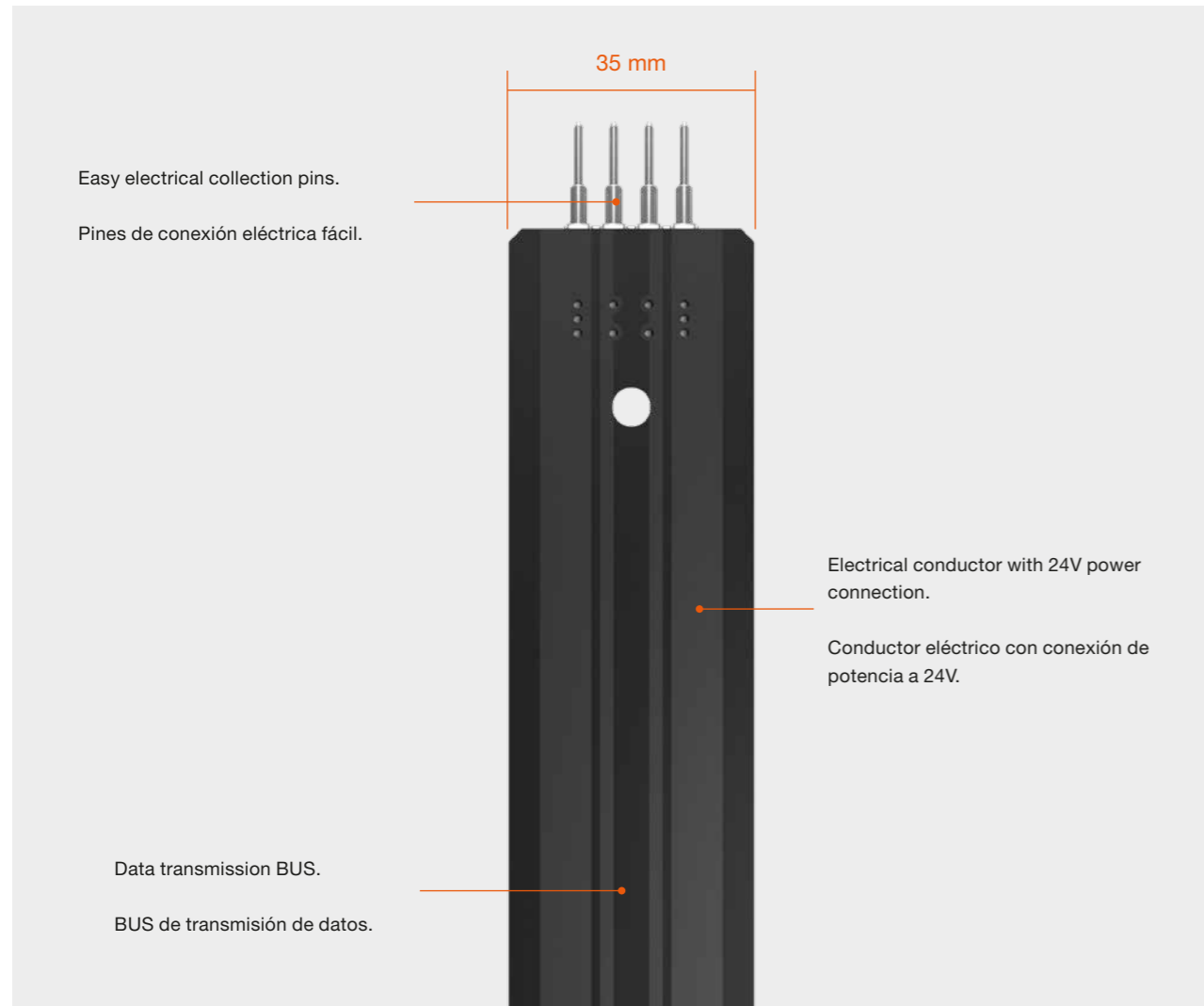
La gama está compuesta por perfiles magnéticos especiales alimentados a 24V en los que se colocan los módulos de iluminación LED. Los perfiles son aptos para instalación en superficie, suspendida o empotrada en paredes o techos de pladur. El Running Magnet se completa con módulos de iluminación ambiental y de acento con diferentes ópticas, además de una selección de accesorios de iluminación decorativos extraídos y adaptados de la FLOS Home Collection.




- 1 RECESSED
- 2 SURFACE
- 3 SUSPENSION DOWN
- 4 SUSPENSION UP&DOWN

The solution for a total fusion with architecture, achieved thanks to the total integration of luminaries that can disappear inside surfaces. Its magnetic installation offers super easy way to design the light in space. Compatible with all main control systems and FLOS Control®.



La solución para una fusión total con la arquitectura, lograda gracias a la integración total de las luminarias que pueden desaparecer en el interior de las superficies. Su instalación magnética permite diseñar la luz en el espacio con la mayor facilidad. Compatible con los principales sistemas de control y con FLOS Control®.





Magnetic fixing of the luminaires, which allows hot handling. They can be moved while they are still on, achieving enormous flexibility and adaptability in the configuration at any time.

Fijación magnética de las luminarias que permiten manipulado en caliente. Se pueden trasladar mientras siguen encendidas consiguiendo una enorme flexibilidad y adaptabilidad de la configuración en cualquier momento.




## SPOT MODULE

Spot module with far back positioned lens for optimal visual comfort.

Módulo spot con lente posicionada más atrás para un confort visual óptimo.

1 Exterior shield cylinder.  
Cilindro exterior apantallador.

2 Elliptical lens available as accessory.  
Lente elíptica disponible como accesorio.



1





2

## SPOT 120

Power projector with minimal design.  
Maximum visual comfort.

Proyector de potencia con diseño minimal.  
Máximo confort visual.

3 Shielding accessories available in all projectors, to always offer maximum visual comfort.  
Accesorios de apantallamiento disponibles en todos los proyectores, para ofrecer siempre el máximo confort visual.



3

## ANTHONY SPOT


Anthony Spot designed by Antonio Citterio: a form with a touch of avant-garde design, simple yet elegant, which is distanced from traditional looks.

Anthony Spot diseñado por Antonio Citterio: una forma con toque de diseño vanguardista, simple y al mismo tiempo elegante que se distancia de los cánones tradicionales.


4 Novel heat dissipater design.  
Novedoso diseño de disipador de calor.



4



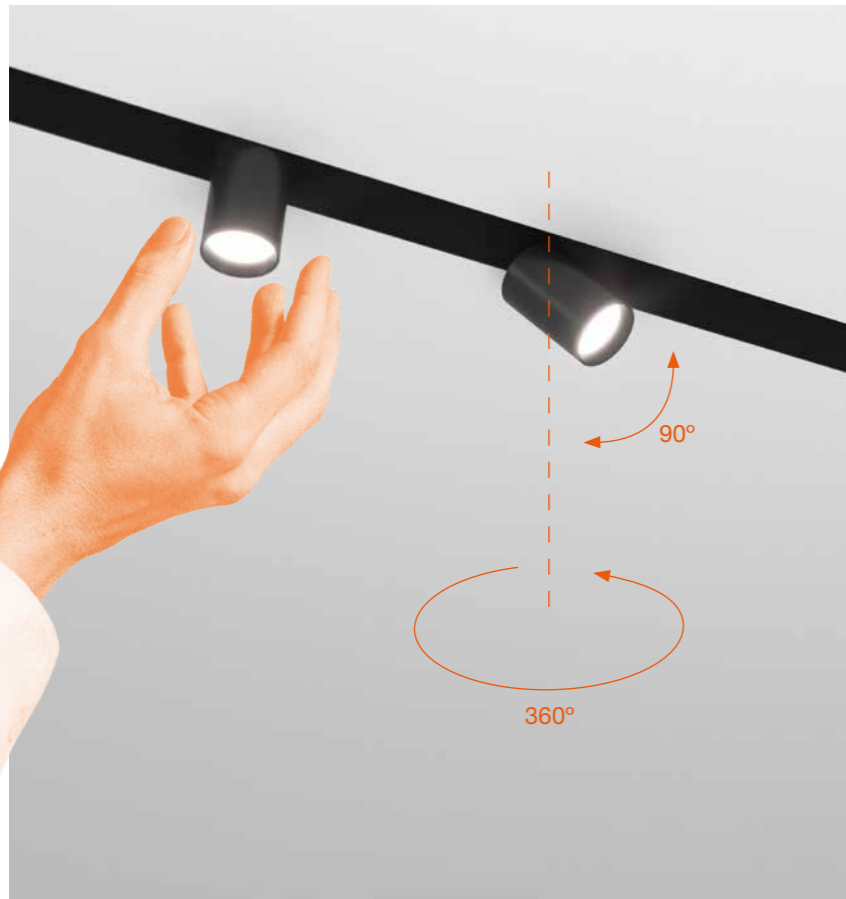
Estee Lauder  
Headquarters, UK



Parc 51, Belgium  
Bottom

1410 Broadway,  
New York  
Top





## SPOT MODULE

Projector created for maximum flexibility and integration, as it can be fitted flat to the profile. Zenithally light or its extraction and orientation to 360 degrees and tilting to 90 degrees.


Proyector creado para la máxima flexibilidad e integración ya que permite su colocación enrasada al perfil. Luz cenital o su extracción y orientación a 360 grados y basculación 90 grados.



## SPOT SUSPENSION

Extremely compact and subtle suspension module, ideal for high-contrast lighting effects.

Módulo de suspensión extremadamente compacto y simple, ideal para efectos de iluminación de alto punto de contraste.



Magnetic light bar available in different lengths, which offers the possibility of joining and eliminating the gap effect, even in corners. The specially developed opal diffuser guarantees both efficiency and homogeneity in architectural integration.

Disponibile barra de luz magnética en diferentes longitudes que ofrece la posibilidad de juntarlas y eliminar el efecto de GAP (elimina el efecto de interrupción de la luz en la unión) incluso en esquinas. El difusor opal especialmente desarrollado, garantiza tanto eficiencia como homogeneidad en la integración arquitectónica.



#### LIGHT STRIPE

303 mm




603 mm



903 mm



1203 mm





Different control options that can be adapted to any need.

Diferentes opciones de control que pueden adaptarse a cualquier necesidad.

#### ON BOARD DIMMING

Each luminaire has its own integrated dimmer for direct and individual control.

Cada luminaria lleva su dimmer integrado, para control directo e individual.

#### DALI

Individual control of each luminaire.

Control individual de cada luminaria.

#### 1-10V

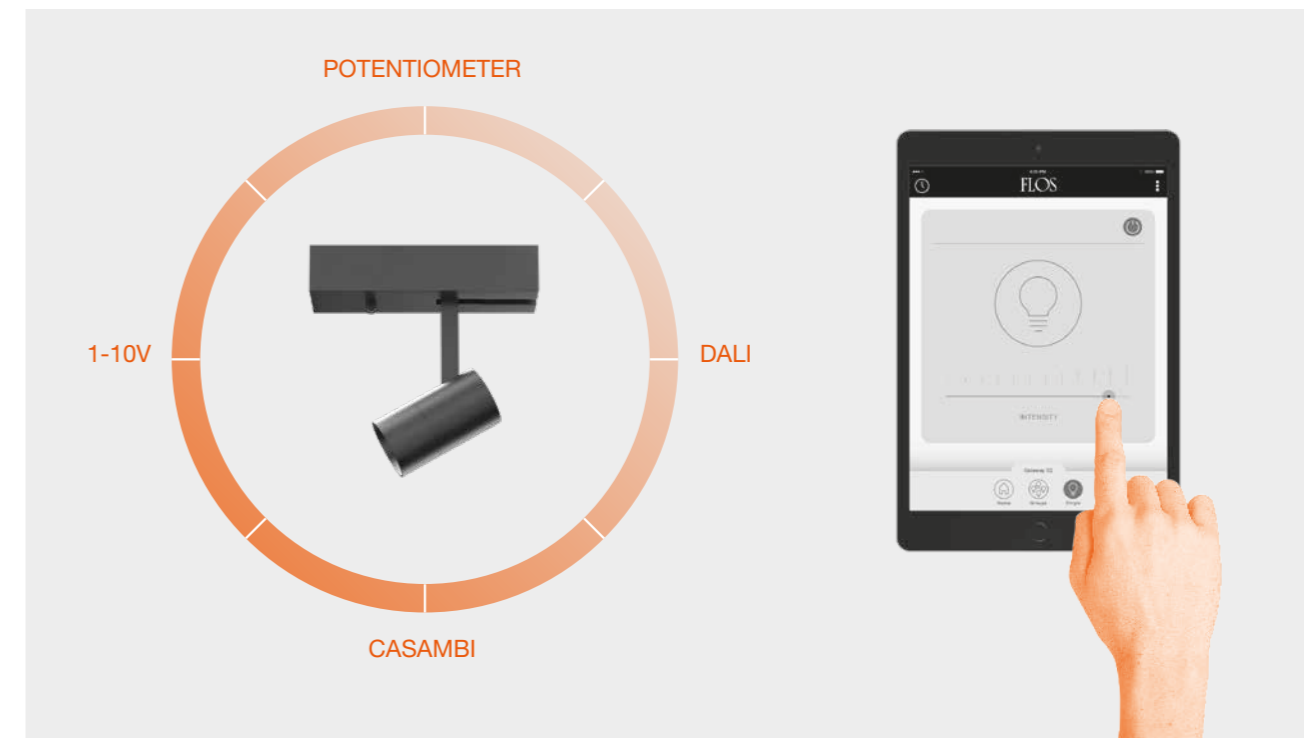
Broadcasting remote control (dimming of all the luminaires in a single group).

Control remoto en broadcasting (dimado de todas las luminarias en grupo).

#### CASAMBI

Individual control of each luminaire directly through a tablet or smart-phone application (FLOS Control®).

Control individual de cada luminaria a través de una aplicación para tablet o smartphone (FLOS Control®).



#### FLOS CONTROL® BY CASAMBI

The FLOS Control® application allows you to control the system's luminaires individually or as a group, controlling scenes and programming.

La aplicación FLOS Control®, permite controlar las luminarias del sistema de modo individual o en grupo, controlando escenas y programación.

With a traditional electrical installation and the Gateway connected by Bluetooth, you obtain total control of the ambience.

Con tan sólo una instalación eléctrica tradicional y el Gateway conectado por Bluetooth se obtiene un control total del ambiente.

Available for iOS and Android

Disponible en iOS y Android


LIGHT MODULES

LIGHT STRIPE



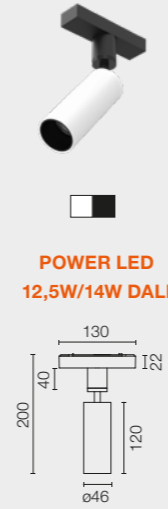
TOP LED  
25W/m

SPOT MODULE



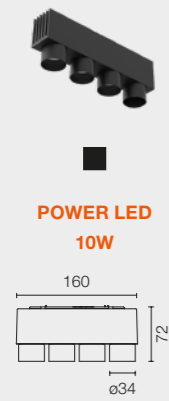
POWER LED  
8W

SPOT 120




POWER LED  
12,5W/14W DALI

MULTI SPOT 4



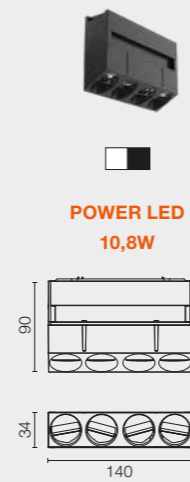
POWER LED  
10W

LIGHT SHADOW



POWER LED  
10,8W

LIGHT SHADOW  
WALL-WASHER



POWER LED  
10,8W



Spot




Medium



Flood



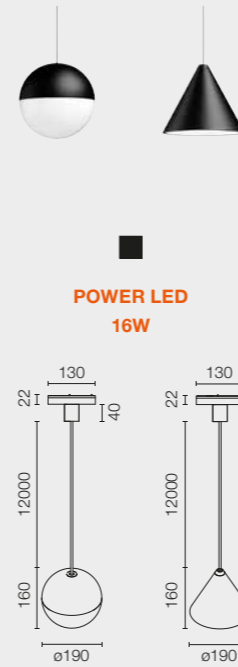
Wide Flood



Diffused

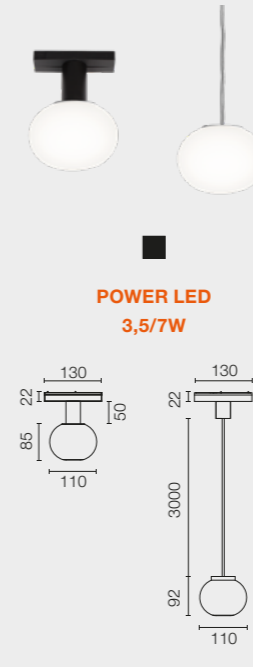
LIGHT MODULES

STRING LIGHT



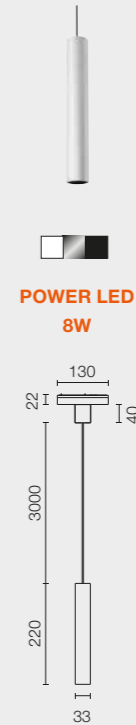
POWER LED  
16W

MINI GLO-BALL




POWER LED  
3,5/7W

FIND ME  
SUSPENSION



POWER LED  
8W

ANTHONY  
SPOT TRACK



POWER LED  
16W

RECESSED



14 Black  
14 Negro

SURFACE



40 White  
40 Blanco

SUSPENSION  
UP&DOWN / DOWN



14 Black  
14 Negro

FLOS  
CONTROL BY CASAMBI




# THE TRACKING MAGNET MAGNET MAGNET MAGNET MAGNET MAGNET MAGNET

Compact profile, compatible with magnetic fastening light fixtures. The program has recessed, surface and suspended versions. Regulation and control with universal protocols and using the FLOS Control® application.


Perfil compacto y compatible con luminarias de fijación magnética. El programa cuenta con versiones empotrada, de superficie y suspendida. Regulación y control mediante protocolos universales y a través de la aplicación FLOS Control®.

## THE TRACKING MAGNET





Sugar Shop, Italy



The system consists of magnetic profiles powered at 48V where the LED lighting modules are placed. The profiles are suitable for surface, suspended or recessed installations in walls or plasterboard ceilings. The Tracking Magnet is completed by ambient and accent lighting modules with different optics, as well as by a special module for spot lighting on walls.


El sistema está compuesto por perfiles magnéticos alimentados a 48V en los que se colocan los módulos de iluminación LED. Los perfiles son adecuados para instalación en superficie, suspendida o empotrada en paredes o techos de pladur. The Tracking Magnet se completa con módulos de iluminación ambiental y de acento con diferentes ópticas, además de un módulo especial para iluminación puntual en pared.




- 1 RECESSED
- 2 SURFACE
- 3 SUSPENSION DOWN
- 4 SUSPENSION UP&DOWN

A minimal line only 15 mm wide, achieved through the extreme miniaturization of the electronics and the optical bodies. The Tracking Magnet offers a complete collection of lighting tools for any need, compatible with all main control systems and FLOS Control®. Its magnetic installation gives total freedom to be configured in space.

Una línea mínima de solo 15 mm de ancho, lograda gracias a la extrema miniaturización de los cuerpos electrónicos y ópticos. Tracking Magnet ofrece una completa colección de soluciones de iluminación para satisfacer todas las necesidades. Compatible con los principales sistemas de control y con FLOS Control®. Su instalación magnética permite configurarla en el espacio con una total libertad.










Magnetic fixing of the luminaires, which allows hot handling. They can be moved while the track is connected, achieving enormous flexibility and adaptability in the configuration at any time.

Fijación magnética de las luminarias que permiten manipulado en caliente. Se pueden trasladar mientras siguen encendidas consiguiendo una enorme flexibilidad y adaptabilidad de la configuración en cualquier momento.



Magnetic light bar available in different lengths, which offers the possibility of joining and eliminating the gap effect, even in corners. The specially developed opal diffuser guarantees both efficiency and homogeneity in architectural integration.

Disponibile barra de luz magnética en diferentes longitudes que ofrece la posibilidad de juntarlas y eliminar el efecto de GAP (elimina el efecto de interrupción de la luz en la unión) incluso en esquinas. El difusor opal especialmente desarrollado, garantiza tanto eficiencia como homogeneidad en la integración arquitectónica.



303 mm



603 mm



903 mm



1203 mm



1503 mm



## SPOT TRACKING 50 / 90 / 120 / 150

Family of spots with different powers and optics for any need.

Familia de spots de diferentes potencias y ópticas para cualquier necesidad.

1 Shielding accessories available in all projectors, to always offer maximum visual comfort.  
Accesorios de apantallamiento disponibles en todos los proyectores, para ofrecer siempre el máximo confort visual.

2 Spot versions 120 and 150 with reflector optics available, to offer wider and more powerful light beams.  
Disponibles versiones de spot 120 y 150 con óptica de reflectores, para ofrecer haces de luz más abiertos y más potencia.

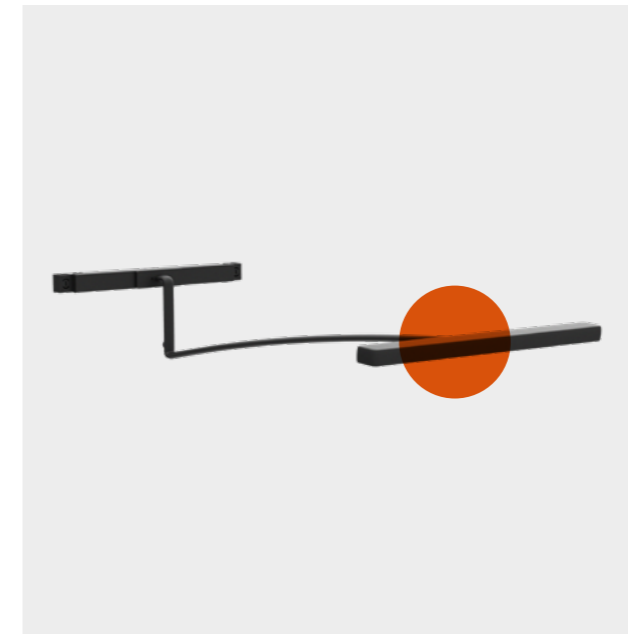


## WALLEE

Luminaire designed especially by Niels Bendtsen for lighting frames and walls, thanks to its homogenous and elegant distribution of high-quality light.

Luminaria diseñada especialmente por Niels Bendtsen para iluminación de cuadros y paredes, gracias a su distribución homogénea y elegante de luz de alta calidad.

3 Head adjustable to 50 degrees for the perfect light setting.  
Cabezal orientable 50 grados para el perfecto ajuste lumínico.




## ANTHONY SPOT

Anthony Spot designed by Antonio Citterio: a form with a touch of avant-garde design, simple yet elegant, which is distanced from the traditional looks.

Anthony Spot diseñado por Antonio Citterio: una forma con toque de diseño, simple y al mismo tiempo elegante que se distancia de los cánones tradicionales.

4 Novel heat dissipater design.  
Novedoso diseño de disipador de calor.





Sergio Rossi, London

Different control options that can be adapted to any need.

Diferentes opciones de control que pueden adaptarse a cualquier necesidad.

## ON BOARD DIMMING

Each luminaire has its own integrated dimmer for direct and individual control.

Cada luminaria lleva su dimmer integrado, para control directo e individual.

## DALI

Individual control of each luminaire.

Control individual de cada luminaria.

## 1-10V

Broadcasting remote control (dimming of all the luminaires in a single group).

Control remoto en broadcasting (dimado de todas las luminarias en grupo).

## CASAMBI

Individual control of each luminaire directly through a tablet or smart-phone application (FLOS Control®).

Control individual de cada luminaria a través de una aplicación para tablet o smartphone (FLOS Control®).

FLOS CONTROL®  
BY CASAMBI

The FLOS Control® application allows you to control the system's luminaires individually or as a group, controlling scenes and programming.


La aplicación FLOS Control®, permite controlar las luminarias del sistema de modo individual o en grupo, controlando escenas y programación.

With a traditional electrical installation and the Gateway connected by Bluetooth, you obtain total control of the ambience.

Con tan sólo una instalación eléctrica tradicional y el Gateway conectado por Bluetooth se obtiene un control total del ambiente.


Available for iOS and Android

Disponible en iOS y Android




LIGHT MODULES

LIGHT STRIPE



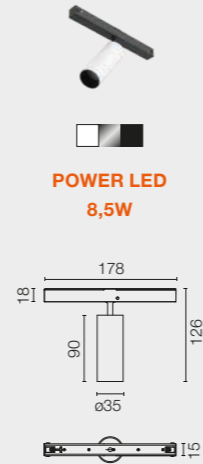
TOP LED  
20W/M

SPOT 50



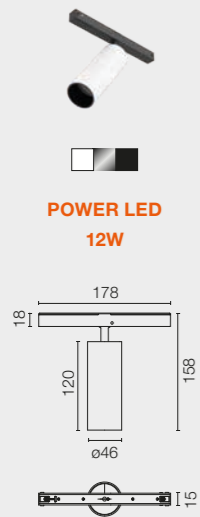
POWER LED  
3,5W

SPOT 90



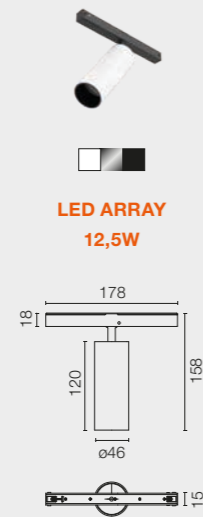
POWER LED  
8,5W

SPOT 120



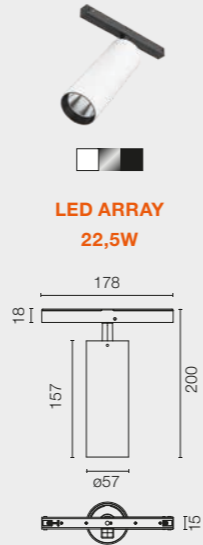
POWER LED  
12W

SPOT 120




LED ARRAY  
12,5W

SPOT 150



LED ARRAY  
22,5W



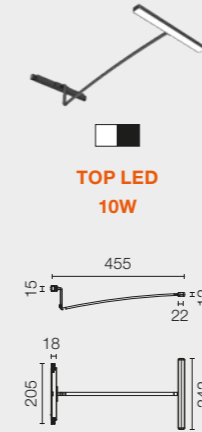
Spot

Medium

Flood

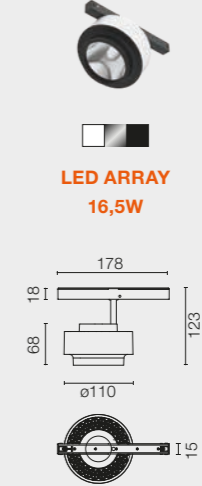
LIGHT MODULES

WALLEE



TOP LED  
10W

ANTHONY SPOT TRACK




LED ARRAY  
16,5W

RECESSED



SURFACE



SUSPENSION  
UP&DOWN / DOWN



FLOS  
CONTROL BY CASAMBI



# THE TRACKING

P

PO

POW



POWE


POWER

3-phase rail with reduced dimensions in its recessed and surface version. Compatible with a compact and powerful light fixture program. High efficiency reflectors.

Carril trifásico de reducidas dimensiones en su versión empotrada y superficie. Compatible con un programa de luminarias compactas y potentes. Reflectores de alta eficiencia.

## THE TRACKING POWER





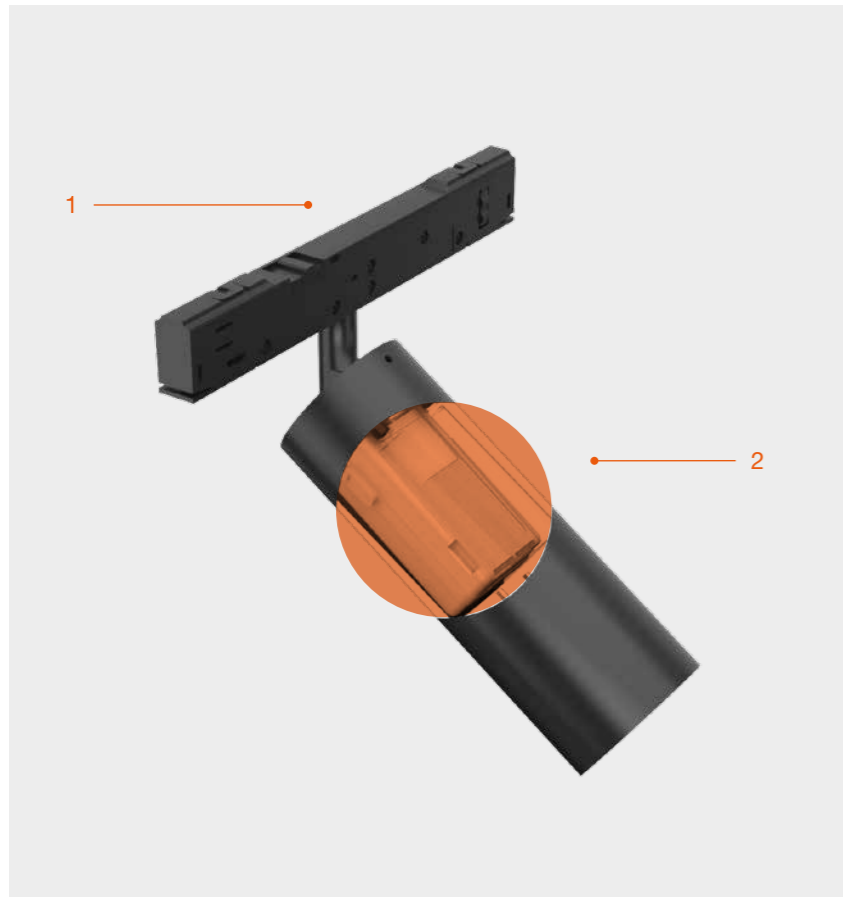
Issey Miyake Store,  
Germany



The Tracking Power is equipped with electric tracks on which the luminaries are installed through an exclusive Flos fixing system. After installing the track, only a thin, 15 mm thick line will be visible.

The Tracking Power está equipado con pistas eléctricas en las que las luminarias se instalan a través de un exclusivo sistema de fijación Flos. Después de instalar la guía, solo se apreciará una fina línea de 15 mm de grosor.



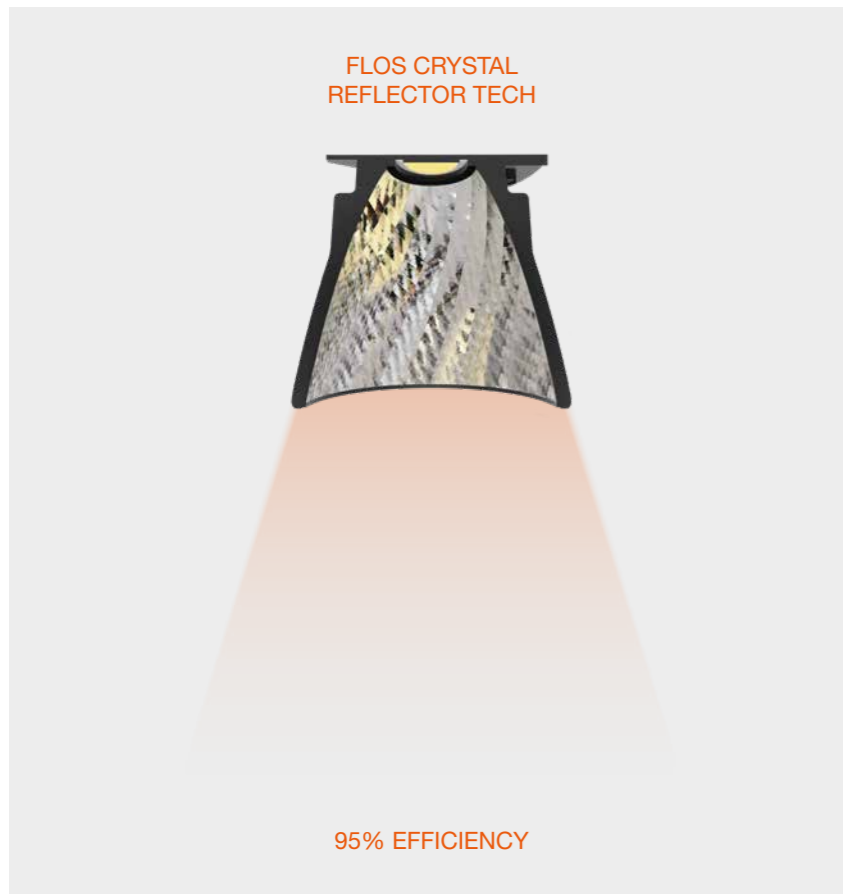


The three-phase rail according to Flos. Thanks to its miniaturized anchorage system it is capable to host in a space of only 15 mm a complete range of high power lighting tools for professional applications.

El carril trifásico acorde a Flos. Gracias a su sistema de anclaje miniaturizado puede albergar en un espacio de solo 15 mm una completa gama de soluciones de iluminación de alta potencia para usos profesionales.

1 Revolutionary track design that allows total integration in the 15mm line.  
Revolucionario diseño de track que permite la integración total en la línea de 15 mm.

2 Control electronics totally integrated into the projector head.  
Electrónica de control totalmente integrada en la cabeza del proyector.



Revolutionary reflector in borosilicate glass that offers light efficiency of up to 95%. Thanks to its faceting, it guarantees total control of the light beam.

Revolucionario reflector en cristal de borosilicato que ofrece una eficiencia luminica de hasta el 95%. Gracias a su facetado garantiza un control total del haz de luz.



This projector incorporates an innovative adjustable system with double bifocal lenses, which allows the light beam opening angle to be controlled from 13 degrees to 56 degrees, while maintaining high levels of efficiency.

Este proyector incorpora un novedoso sistema regulable con doble lente bifocal que permite controlar el ángulo de apertura del haz de luz desde 13 grados a 56 grados, manteniendo altos niveles de eficiencia.

SPOT 175 LENS






## SPOT 150 / SPOT 175

Projectors with minimal design which can be integrated into all aesthetics and with different angle and power options.

Proyectores de diseño minimal que se integran en todas las estéticas y con diferente opciones de ángulos y potencias.

1 On-board potentiometer for individual intensity control for each luminaire.  
Potenciómetro incorporado para control de intensidad individual de cada luminaria.

2 Shielding accessories available for all projectors.  
Accesorios de apantallamiento para todos los proyectores.



## SPOT 175 LENS

Projector with adjustable double bifocal lenses, which allows angle adjustment from 13 to 56 degrees.

Proyector de doble lente bifocal ajustable, que permite ajuste de ángulo desde 13 a 56 grados.



3 Adjustable bifocal lenses with shielding ring.  
Lente ajustable bifocal con aro de apantallamiento.

## WALL-WASHER

New wall-washer which, thanks to its reflector designed by FLOS, offers an extra compact size together with impeccable levels of light homogeneity.



Nuevo bañador de pared que gracias a su reflector diseñado por FLOS ofrece un tamaño extra compacto junto a unos niveles de homogeneidad lumínica impecables.

4 Back projection light source for maximum visual comfort and homogeneity.  
Fuente de luz por retroproyección para el máximo confort visual y homogeneidad.





Kvadrat Showroom, Copenhagen



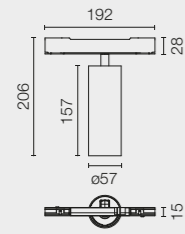
Bombas Gens, Spain

LIGHT MODULES - TRACKING POWER INSTALLATION

UT PRO 150



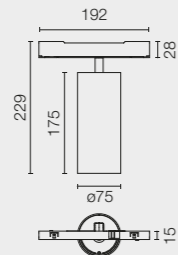
LED ARRAY  
23,5W



UT PRO 175



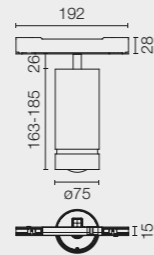
LED ARRAY  
35,3W



UT PRO 175 LENS



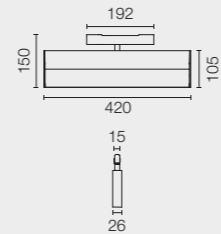
LED ARRAY  
35,3W



UT PRO WALL-WASHER



TOP LED  
25,5W



RECESSED



14 Black  
14 Negro

SURFACE



40 White  
40 Blanco

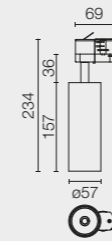
14 Black  
14 Negro

LIGHT MODULES - UNIVERSAL INSTALLATION

UT PRO 150  
GA-69



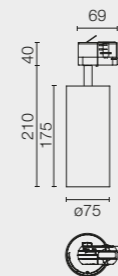
LED ARRAY  
23,5W



UT PRO 175  
GA-69



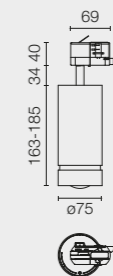
LED ARRAY  
35,3W



UT PRO 175 LENS  
GA-69



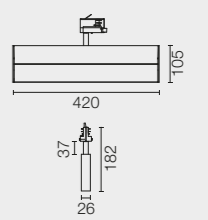
LED ARRAY  
35,3W



UT PRO WALL-WASHER  
GA-69



TOP LED  
25,5W



Spot

Medium

Flood

Wall-Washer

**THE  
THE  
THE  
THE**


**FAST  
FAST  
FAST  
FAST**

**TRACK  
TRACK  
TRACK  
TRACK**

Only system in the world that can move and guide motorised projectors along a structure. High efficiency versions with optics from superspot to flood. Easy handling through the exclusive FLOS Control®.


Único sistema mundial capaz de trasladar y orientar proyectores motorizados a lo largo de una estructura. Versiones de alta eficiencia con ópticas desde super spot a flood. Fácil manejo gracias al exclusivo FLOS Control®.

## **THE FAST TRACK**









Revolutionary product that allows movement management in the three axes: rotation, tilting and translation.

Producto revolucionario que permite gestión de movimiento en los los tres ejes: rotación, inclinación y traslación.





Easy light control from the FLOS Control® application available for IOS and Android. Friendly interface with bluetooth connection.

Fácil control de la luz desde la aplicación FLOS Control® disponible en IOS y Android. Sencilla conexión por bluetooth.



Flos moves to an unprecedented level. Exclusive translation and orientation movement of a projectors system capable of being programmed and controlled remotely with FLOS Control®. Extreme technology & simplicity of service.

Flos llega hasta donde nunca se había llegado. Exclusivo movimiento de traslación y orientación de un sistema de proyectores que puede programarse y controlarse a distancia con FLOS Control®. Tecnología extrema y simplicidad de servicio.





## THE FAST TRACK 100



A complete range of professional spotlights: various power options, and optic from super spot to flood.


Una gama completa de proyectores profesionales: diversas opciones de potencias y ópticas desde super spot hasta flood.

1 Versions with high-efficiency multi-lens optics with up to 4-degree angles are available.  
Dispone de versiones con óptica multilente de alta eficiencia con ángulos de hasta 4 grados.

## THE FAST TRACK 150 / THE FAST TRACK 175

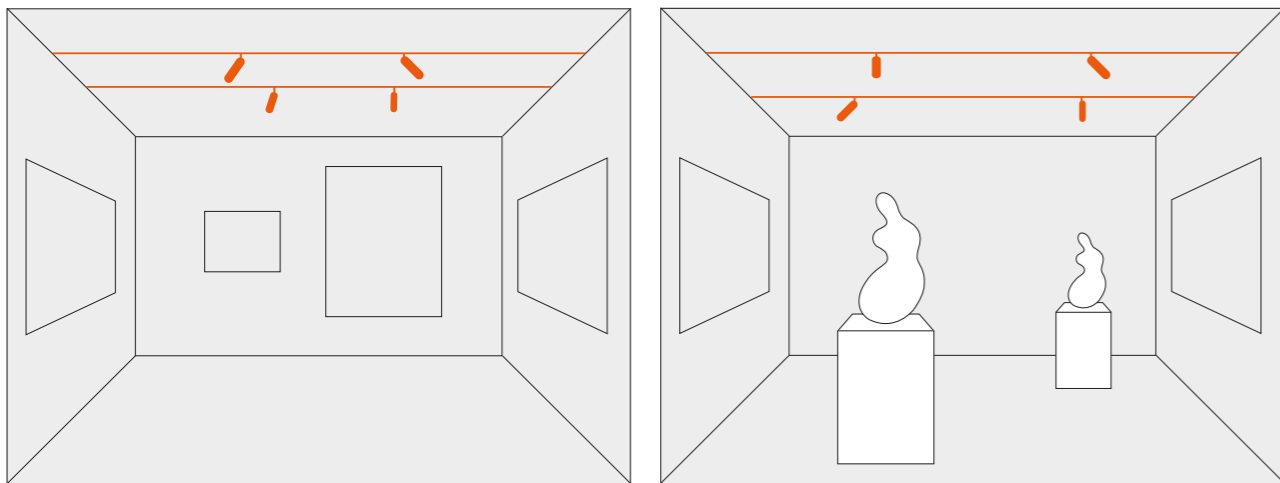
2 Honeycomb accessory for a perfect visual control and shielding.  
Accesorio honeycomb para garantizar el perfecto control visual y apantallamiento.





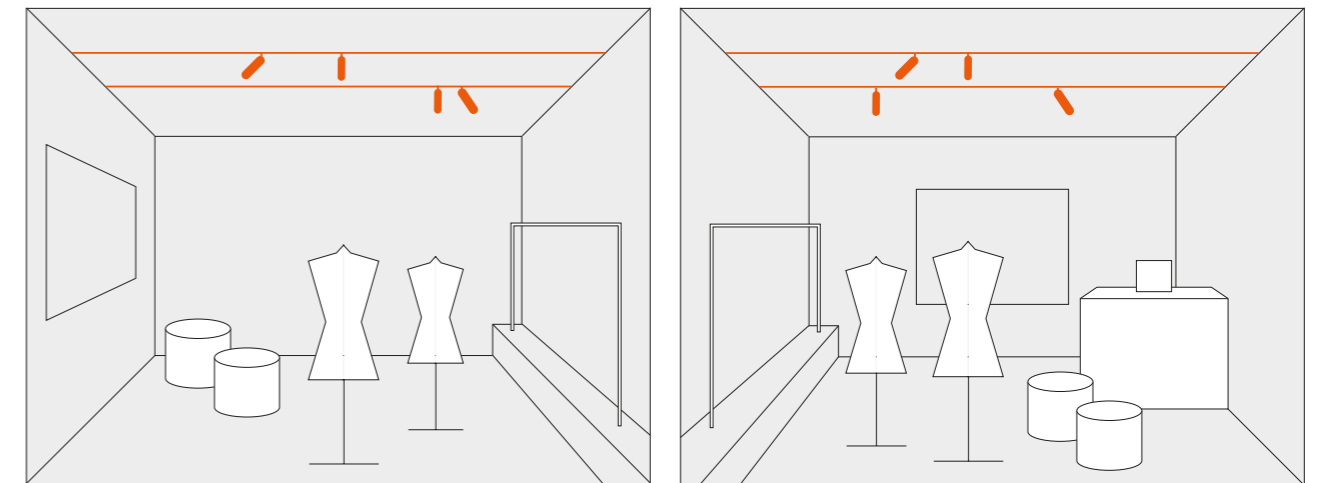

Thanks to the application you can set up each luminaire, save all their positions and presets and generate a lighting scenario.

Gracias a la aplicación se puede configurar cada una de las luminarias, guardar su posición y ajustes y generar una escena personalizada.



The application also offers the possibility of scenario management and scheduled activation.

La aplicación también permite la gestión de las escenas con una programación temporizada.





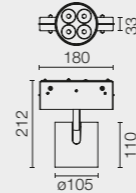
Arcilinea Showroom, Italy

LIGHT MODULES

THE FAST TRACK  
SPOT 100



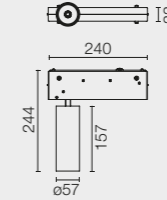
POWER LED  
13W



THE FAST TRACK  
SPOT 150




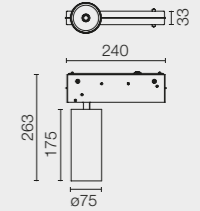
LED ARRAY  
25,5W



THE FAST TRACK  
SPOT 175



LED ARRAY  
38,5W



RECESSED



■ 14 Black  
■ 14 Negro

SURFACE



□ 40 White  
□ 40 Blanco   ■ 14 Black  
■ 14 Negro



■ 14 Black  
■ 14 Negro



□ BW White  
□ BW Blanco

FLOS  
CONTROL BY CASAMBI



# LIGHT SHADOW SHADOW SHADOW SHADOW SHADOW SHADOW SHADOW SHADOW SHADOW SHADOW SHADOW SHADOW

Compact size program designed to avoid glare. Variety of optics, sizes and finishes. Great control thanks to its patented optical group.

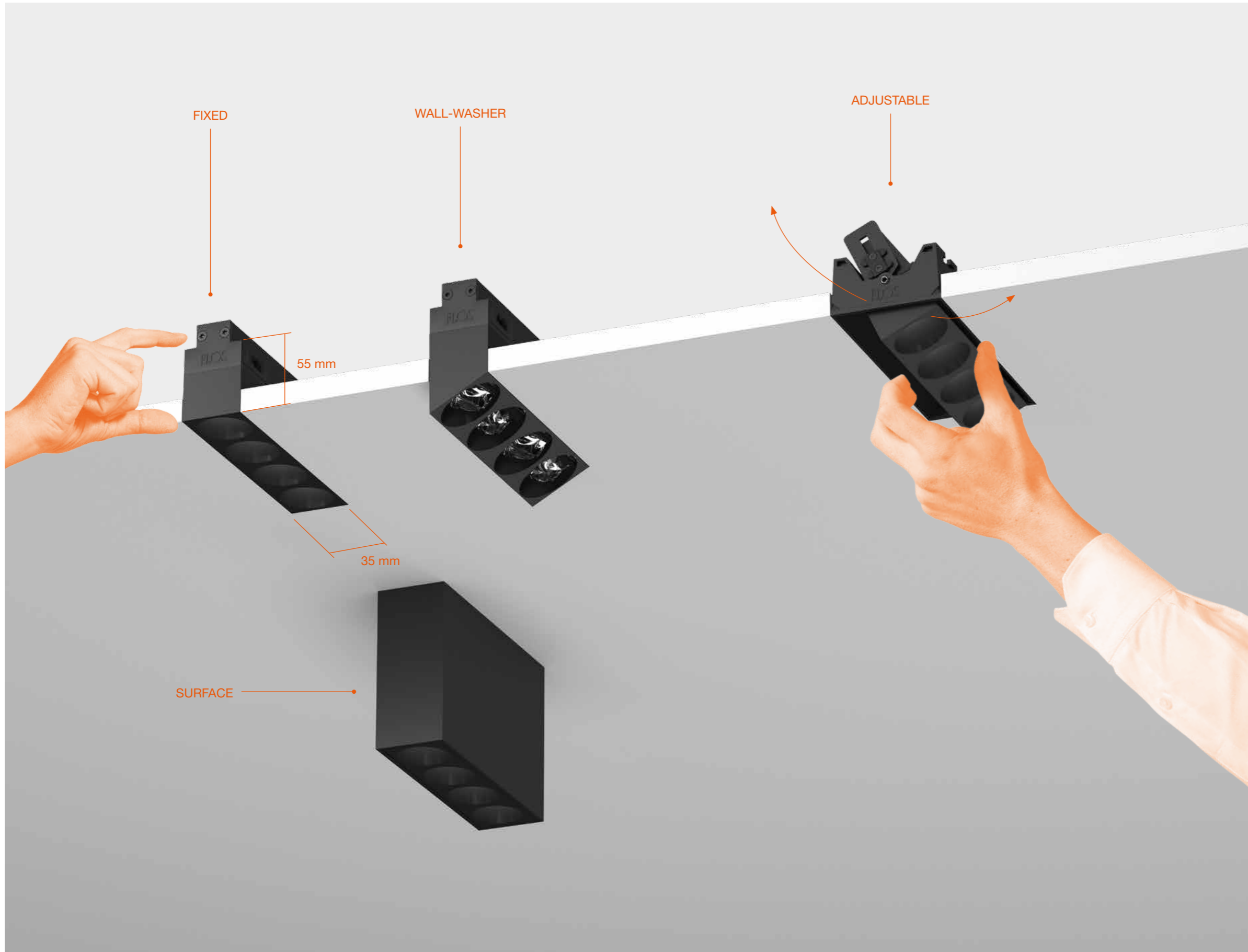
Programa de tamaño compacto diseñado para evitar deslumbramientos. Variedad de ópticas, tamaños y acabados. Gran control gracias a su patentado grupo óptico.

## LIGHT SHADOW










Extra-compact size which allows embedded integration, even when there is minimum space available. The adjustable version allows the main body to be extracted to guarantee perfect integration with the architecture, and to make the most of the whole beam.

Tamaño extra compacto que permite integración empotrada incluso en los casos de mínimo espacio disponible. La versión ajustable permite extraer el cuerpo principal para garantizar una perfecta integración con la arquitectura y aprovechar todo el haz.

## TRADITIONAL TECHNOLOGY

The traditional technology produces: a glare effect while the beam of light is not so precise. Integration with architecture is not achieved.

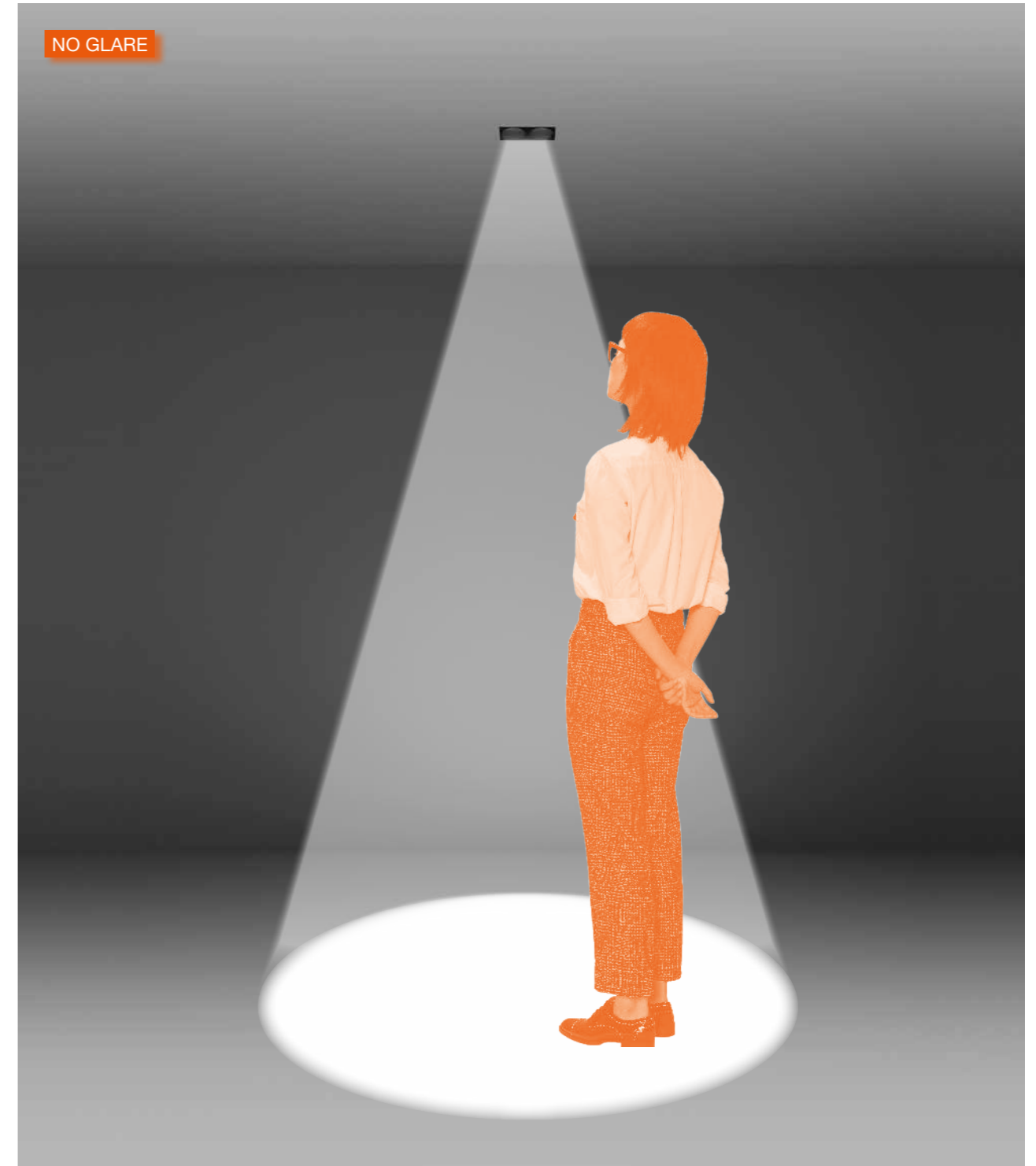
Con la tecnología tradicional se produce un efecto de deslumbramiento a la vez que el haz de luz no es tan preciso. La integración con la arquitectura no está conseguida.



## FLOS TECHNOLOGY

Light Shadow technology thanks to its cut-off of 40 degrees, maximum integration with architecture combines with the impeccable, defined beam of light and total shielding, which allows it to be placed almost in zenithally position with no glare.

Con la tecnología del Light Shadow que proporciona un cut-off de 40 grados, la máxima integración con la arquitectura se combina con el haz de luz definido e impecable y un apantallamiento total, lo que permite situarse en casi posición cenital y no ser deslumbrado.



The revolution in low glare lighting. Thanks to its patented unique optical solution, Light Shadow reaches extreme cut-off angles without sacrificing high efficiency and very small dimensions.


La revolución en la iluminación de mínimo deslumbramiento. Gracias a su solución óptica exclusiva patentada, Light Shadow llega a ángulos cut-off extremos sin renunciar a una alta eficiencia y a dimensiones muy reducidas.




1 LED board designed by FLOS with state-of-the-art LED modules. High levels of quality and efficiency. Placa de LED diseñada por FLOS con módulos de LED de última generación. Alta calidad y eficiencia.

2 Lenses developed by FLOS especially for this product, to guarantee maximum control and a uniform beam. Lentes desarrolladas por FLOS específicamente para este producto que garantiza el máximo control y un haz homogéneo.

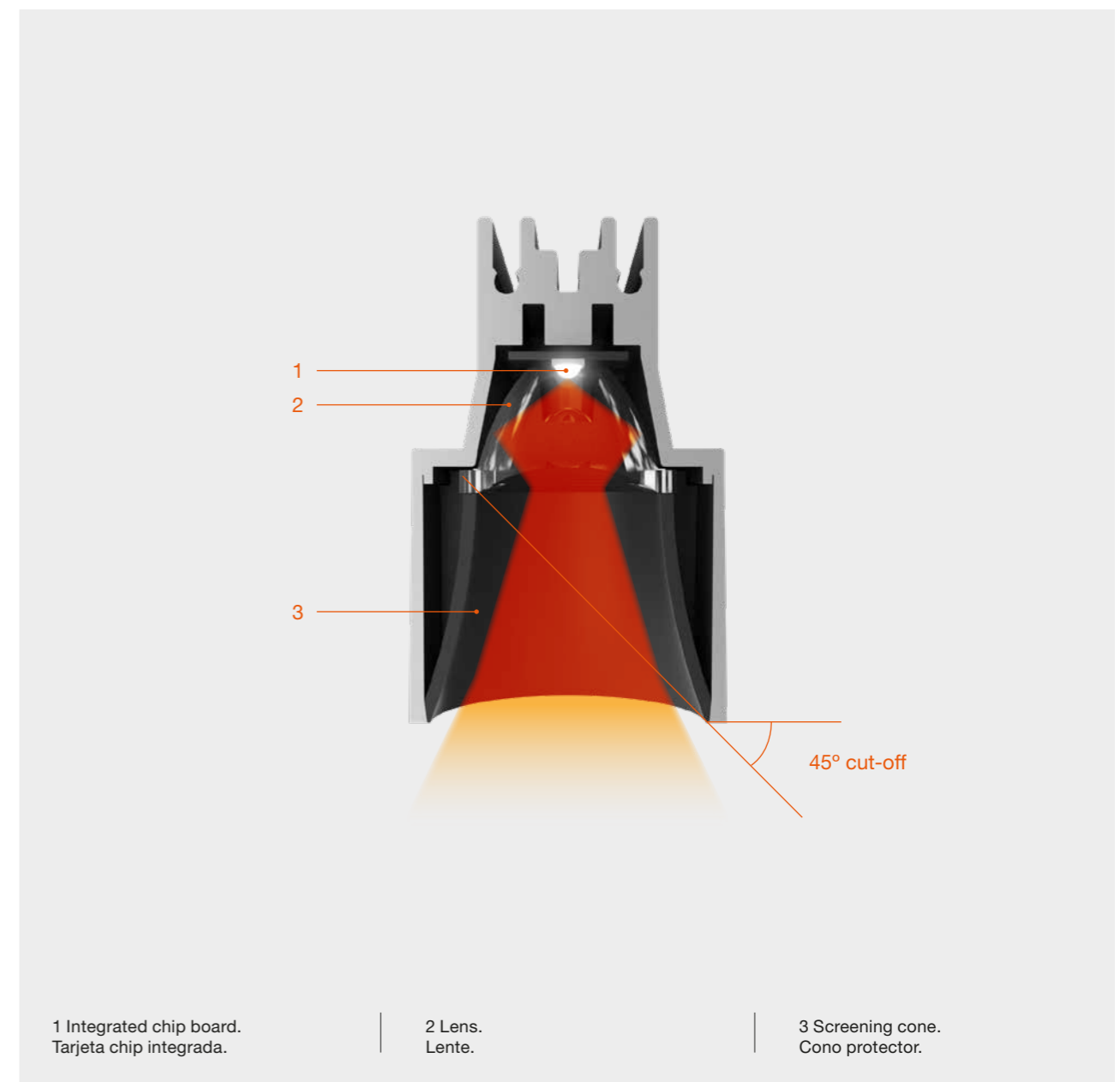
3 Innovative patented cones system that provides extreme shielding thanks to its inverted curve form. Sistema patentado de innovadores conos que proporcionan un apantallamiento extremo gracias a su forma curva invertida.





Light Shadow reaches extreme cut-off angles without sacrificing high efficiency and very small dimensions.

Light Shadow llega a ángulos cut-off extremos sin renunciar a una alta eficiencia y a dimensiones muy reducidas.



The excellence of comfort: UGR below 10 for outstanding glare protection, homogeneity in light distribution and delivered lux compliant to the most strict standards of the industry.

La excelencia del confort: UGR inferior a 10 para una protección excelente antideslumbramiento, homogeneidad en la distribución de la luz y número de lux proporcionados ajustado a las normas más exigentes del sector.

## PROJECT TYPE

Ambient 20m x 10m, h 2.7m.  
Version used: Light shadow 4L Flood Optic Dali dimmable.  
Spacing between luminaries: 1.2 m

Technical brightness parameters:  
UGR < 10 from any point of observation  
(UGR < 19 standard minimum value).  
Average brightness: 551 lx  
(500 lx standard minimum value).  
Uniformity obtained: 0.655  
(0.600 standard minimum value).


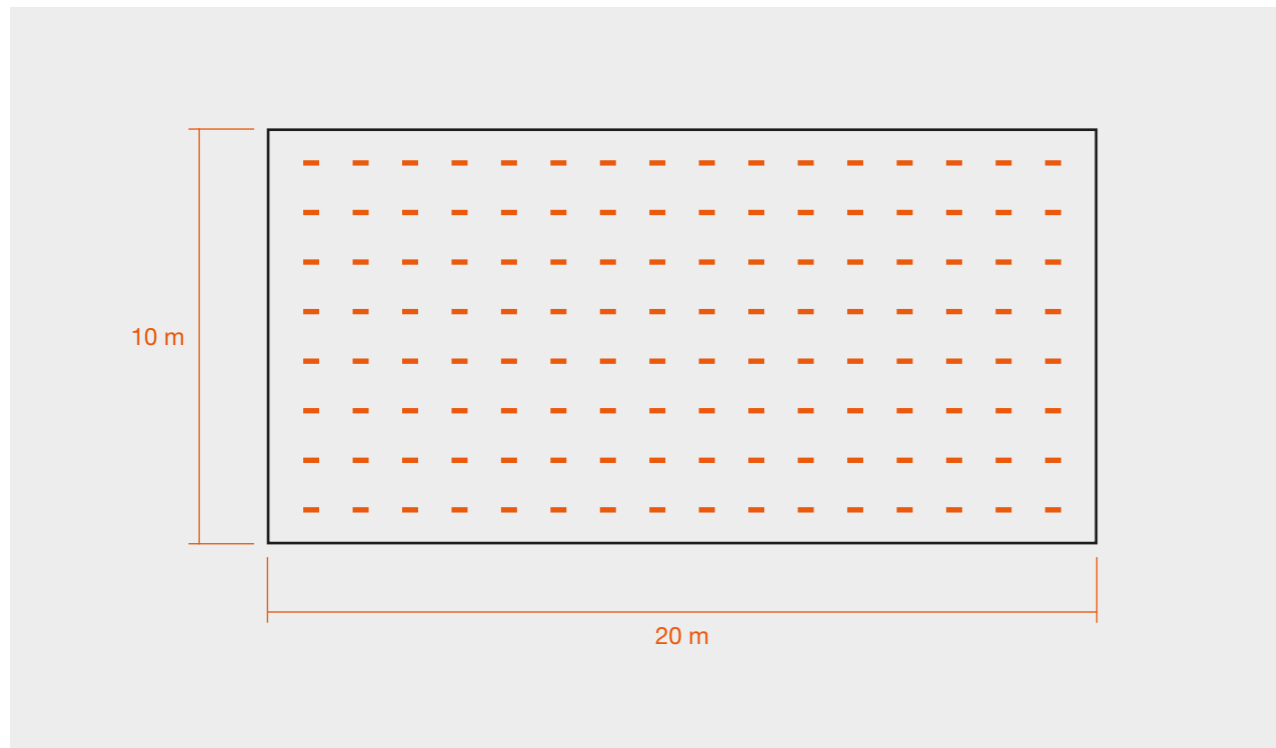
Reference standard:  
UNI-EN 12464-1:2011


## TIPO DE PROYECTO

Ambiente 20 m x 10 m, h 2,7 m.  
Versión utilizada: Light shadow 4L Flood Optic Dali regulable.  
Distancia entre dispositivos: 1,2 m

Parámetros luminotécnicos:  
UGR < 10 desde cualquier punto de observación  
(UGR < 19 valor mínimo normativo).  
Iluminación media: 551 lx  
(500 lx valor mínimo normativo).  
Uniformidad obtenida: 0,655  
(0,600 valor mínimo normativo).


Norma de referencia:  
UNI-EN 12464-1:2011






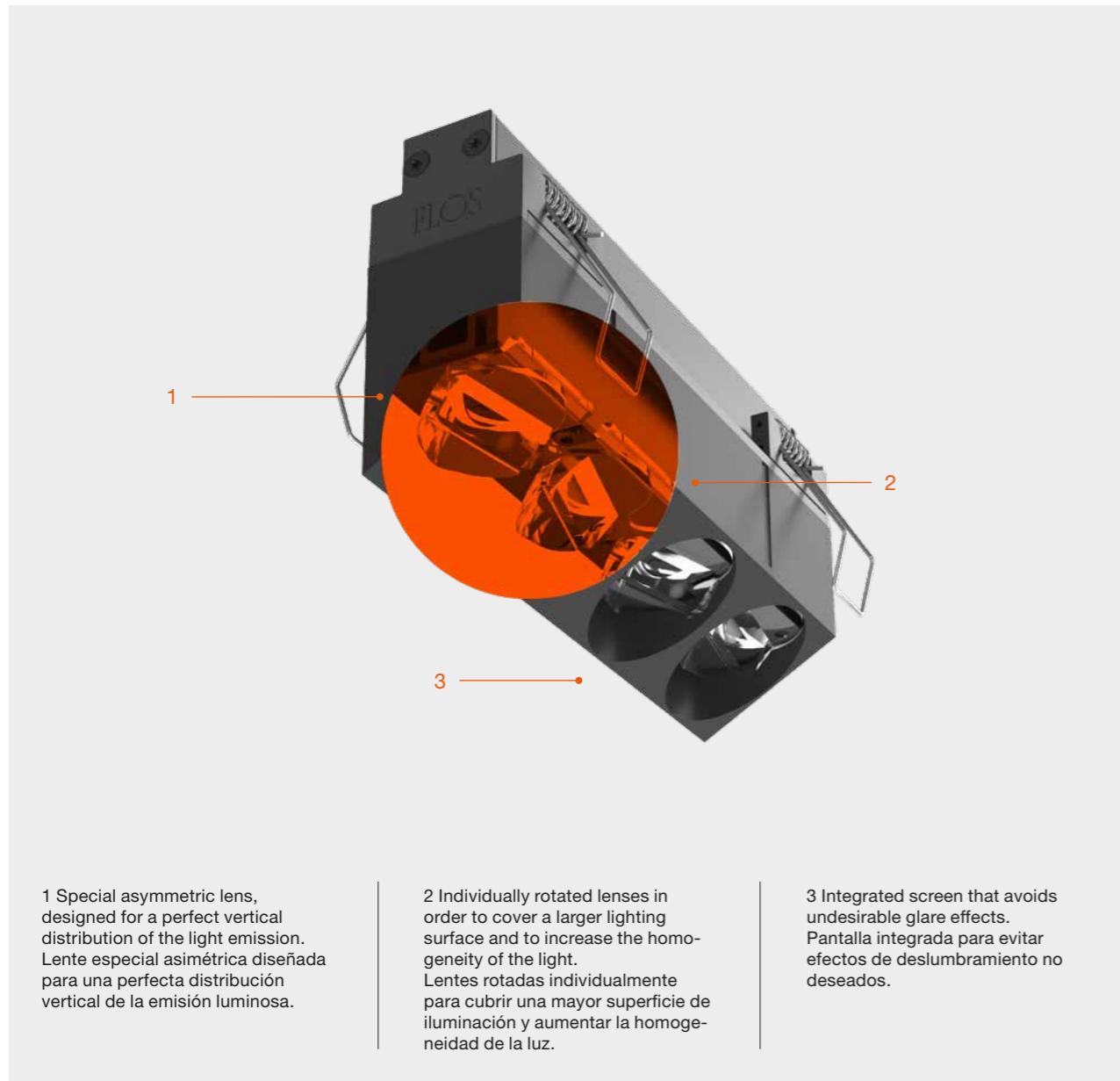
Light Shadow is also available for magnetic installation in Flos exclusive The Running Magnet track: flexibility and adaptability at any time. See Flos catalogues for complete details about The Running Magnet collection.

Light Shadow también está disponible para su instalación magnética en el exclusivo carril de Flos The Running Magnet: flexibilidad y adaptabilidad en cualquier momento. Consulte los catálogos de Flos, donde podrá obtener todos los detalles sobre la colección The Running Magnet.


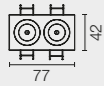
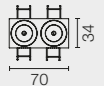
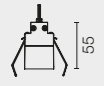

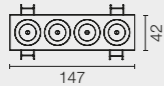
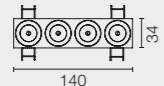


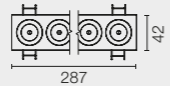
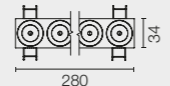


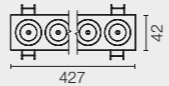
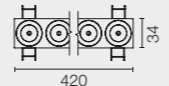




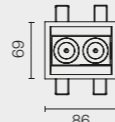
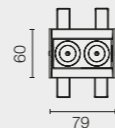


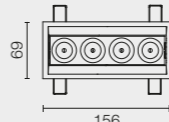
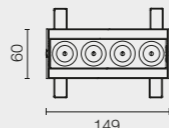


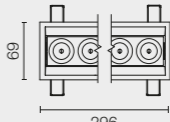
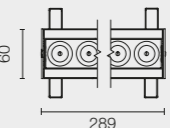


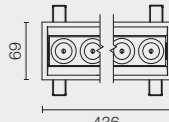
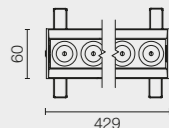

Soft and controlled lighting effect, developed to uniformly light up any vertical plane. The new wall-washer module completes the program with an extremely professional solution that preserves the high visual comfort that characterizes the program.

Efecto de luz suave y controlada, desarrollado para iluminar uniformemente cualquier plano vertical. El nuevo módulo wall-washer completa el programa con una solución extremadamente profesional que mantiene intacta la gran comodidad visual que caracteriza al programa.






<p>FIXED TRIM / NO TRIM 2 SPOTS</p>  <p>POWER LED 2,7W x SPOT</p>   	<p>FIXED TRIM / NO TRIM 4 SPOTS</p>  <p>POWER LED 2,7W x SPOT</p>   	<p>FIXED TRIM / NO TRIM 8 SPOTS</p>  <p>POWER LED 2,7W x SPOT</p>   	<p>FIXED TRIM / NO TRIM 12 SPOTS</p>  <p>POWER LED 2,7W x SPOT</p>   
--	--	--	--

<p>ADJUSTABLE TRIM / NO TRIM 2 SPOTS</p>  <p>POWER LED 2,7W x SPOT</p>   	<p>ADJUSTABLE TRIM / NO TRIM 4 SPOTS</p>  <p>POWER LED 2,7W x SPOT</p>   	<p>ADJUSTABLE TRIM / NO TRIM 8 SPOTS</p>  <p>POWER LED 2,7W x SPOT</p>   	<p>ADJUSTABLE TRIM / NO TRIM 12 SPOTS</p>  <p>POWER LED 2,7W x SPOT</p>   
---	---	---	--

LIGHT SHADOW FIXED / ADJUSTABLE / WALL-WASHER / SURFACE

Outside / Exterior


- 40 White / 40 Blanco
- 14 Black / 14 Negro



Inside / Interior

HIGH COMFORT

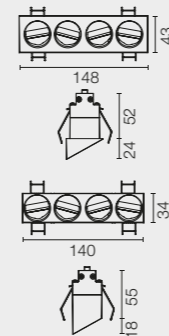
- Black Negro
- White Blanco
- Chrome Cromo
- Matt Gold Oro Mate



WALL-WASHER TRIM / NO TRIM  
4 SPOTS



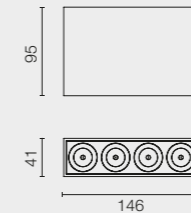
POWER LED  
2,7W x SPOT



SURFACE  
4 SPOTS



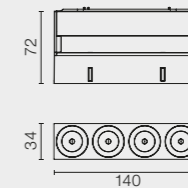
POWER LED  
2,7W x SPOT



LIGHT SHADOW  
\*compatible module for  
The Running Magnet



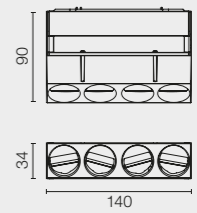
POWER LED  
2,7W x SPOT




LIGHT SHADOW W-W  
\*compatible module for  
The Running Magnet



POWER LED  
2,7W x SPOT



\*See compatible modules for The Running Magnet collection /  
Ver módulos compatibles para la colección The Running Magnet



**LIGHT SHADOW**

**LIGHT SHADOW**

**LIGHT SHADOW**

**LIGHT SHADOW**

**LIGHT SHADOW**

**LIGHT SHADOW**

**LIGHT SHADOW**

**LIGHT SHADOW**

**LIGHT SHADOW**

**LIGHT SHADOW**

**D**

**O**

**T**

**S**

**O** **LIGHT SHADOW**

**R** **LIGHT SHADOW**

**R** **LIGHT SHADOW**

**R** **LIGHT SHADOW**

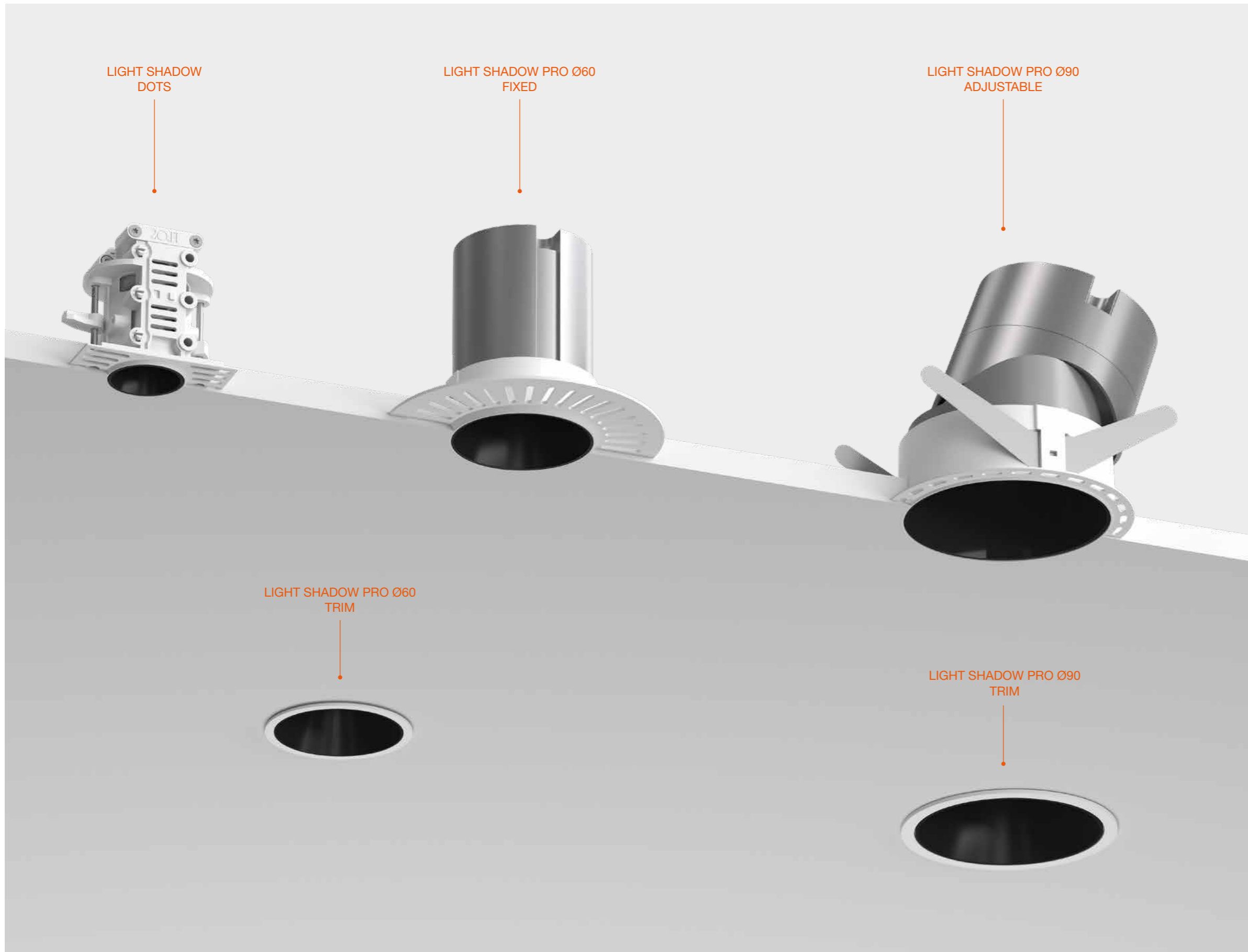
Revolutionary downlights program developed to control glare in countless applications. The unique patented optical system has been applied to multiple custom-made beamwidths for specific applications such as offices, shops and homes.

Revolucionario programa de downlights desarrollado para controlar el deslumbramiento en innumerables aplicaciones. El exclusivo sistema óptico patentado ha sido aplicado en múltiples aberturas de haz hechas a medida para aplicaciones específicas como oficinas, tiendas y entornos domésticos.

**LIGHT SHADOW  
DOTS & PRO**







A completely new approach to architectural lighting. It takes glare control to the next level. Optical efficiency values are extremely high thanks to the use of the latest generation technologies and the light quality reaches even higher and more refined standards.

Un enfoque completamente nuevo en iluminación arquitectónica. Lleva el control del deslumbramiento a un nivel extremo donde los valores de eficiencia óptica son extremadamente altos gracias al uso de tecnologías de última generación y la calidad de la luz alcanza estándares aún más altos y refinados.

## LIGHT SHADOW DOTS

The smallest downlight in the range. A 30 mm diameter and an extremely reduced recess depth are combined with a complex optical system that provides extreme shielding of the source thanks to the inverted shape of the cut-off cones that characterize it.

El downlight más pequeño del programa. Un diámetro de 30 mm y una profundidad de empotrado extremadamente reducida se combinan con un complejo sistema óptico que proporciona un apantallamiento extremo de la fuente gracias a la forma invertida de los conos de cut-off que la caracterizan.



## LIGHT SHADOW PRO

The natural evolution from the Light Shadow Dots. The new Pro versions are the result of careful optical research. They offer extremely high effectiveness despite their small size and compact body.

La evolución natural de Light Shadow Dots. Las nuevas versiones Pro son el resultado de una cuidadosa investigación óptica. Ofrecen una efectividad extremadamente alta a pesar de su pequeño tamaño y cuerpo compacto.



1 The dedicated mounting accessories allow you to choose installations with a visible or a recessed edge. Los accesorios de montaje específicos permiten elegir entre la instalación con borde visible o empotrado.



1

2 Adjustable version which is ideal for managing accent lighting with professional spot lights. Versión ajustable ideal para gestionar la iluminación de acento con focalizaciones profesionales.

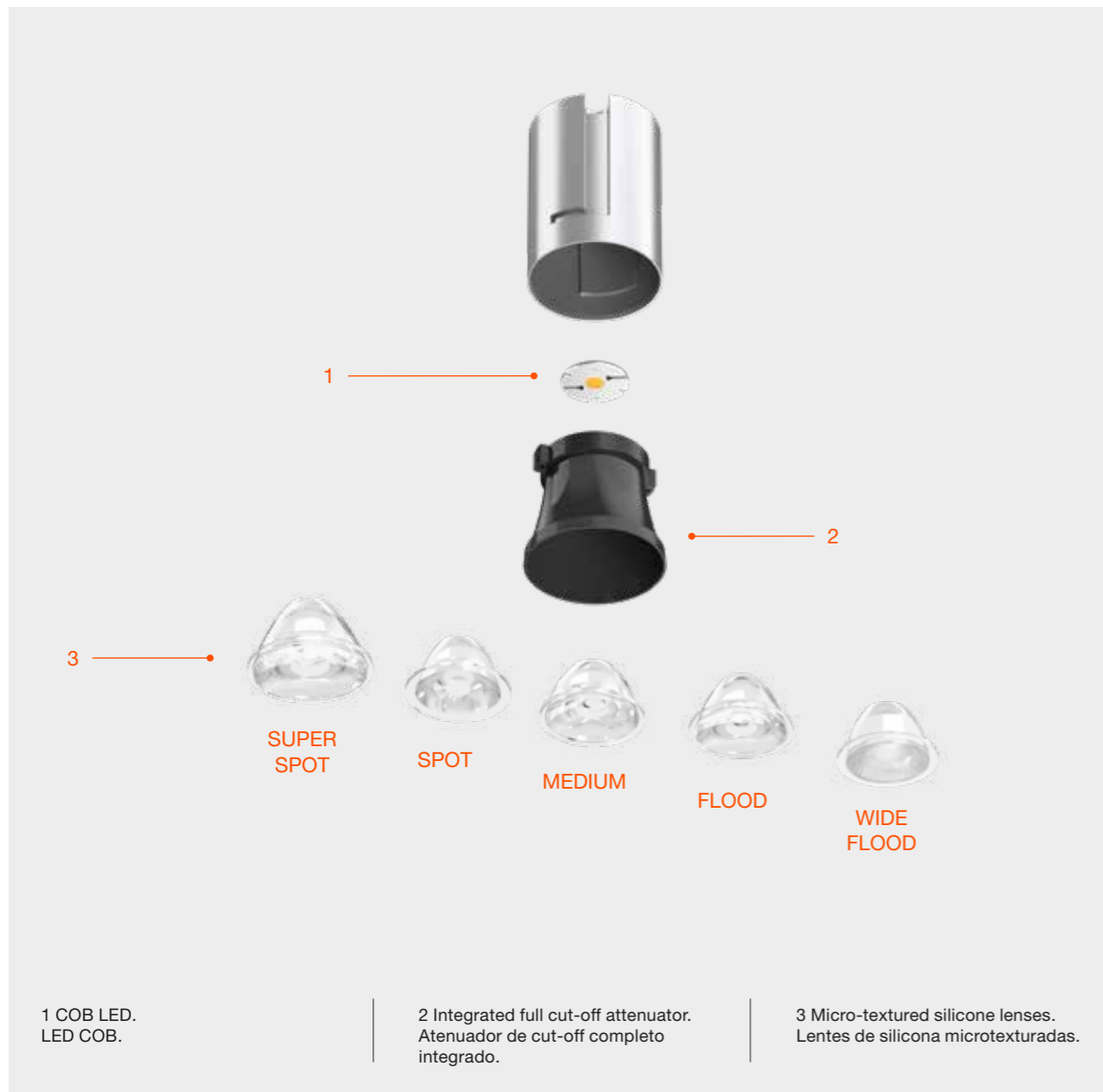


2



Light Shadow Pro exploits the benefits of an innovative silicone lens that allows absolute beam control with an extreme efficiency, heat resistance and maximum quality light distribution.

Light Shadow aprovecha los beneficios de una innovadora lente de silicona que permite un control extremo del haz además de proporcionar una eficiencia absoluta, resistencia al calor y máxima calidad en la distribución de la luz.



## FLOS TECHNOLOGY

The available optical kit includes 5 different beamwidths. Each one of them is developed for a specific application. The optical control is always exceptional and the stray light is totally absent whether for intensive beams or diffuse lighting effects.

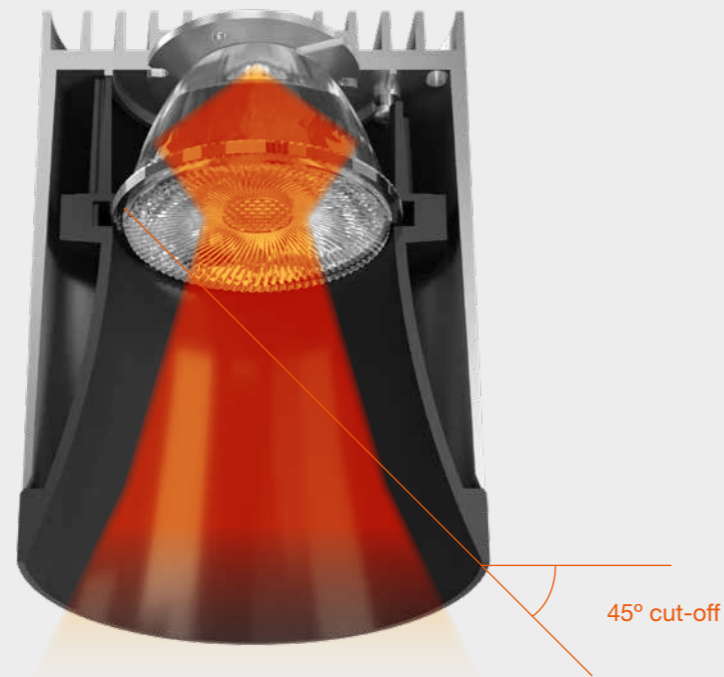
El kit óptico disponible incluye 5 aberturas de haz diferenciadas, cada una desarrollada para una aplicación especial. Tanto si se trata de haces intensivos o efectos de luz difusa, el control óptico siempre es excepcional y la luz espuria está totalmente ausente.



Thanks to the unique patented optical solution, Light Shadow Pro controls extreme cut-off angles without altering the high efficiency and incredible versatility of the product.

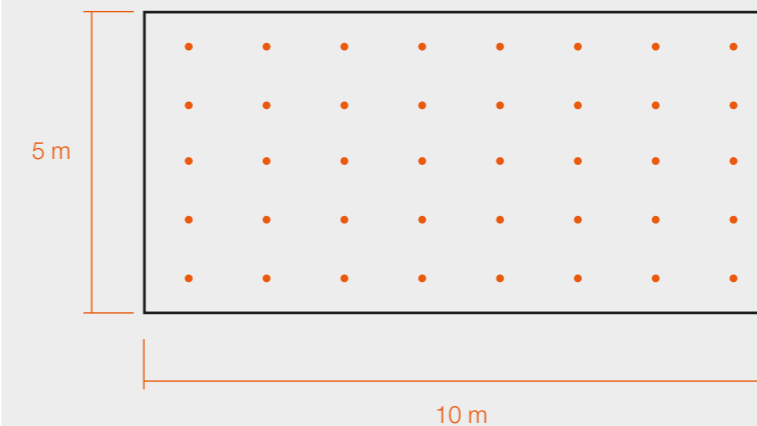
Gracias a la exclusiva solución óptica patentada, Light Shadow Pro controla ángulos de cut-off extremos, sin sacrificar la alta eficiencia y la increíble versatilidad del producto.

UGR<10



Dual-focus lens developed by FLOS specifically for this product. It ensures maximum optical control and exceptional light beam homogeneity.

Lente de doble foco desarrollada por FLOS específicamente para este producto. Garantiza el máximo control óptico y una homogeneidad excepcional del haz de luz.



#### PROJECT TYPE

Ambient 5 m x 10 m, h 3 m.  
Version used: Light shadow PRO 60  
Flood Optic.  
Spacing between luminaires: 1.2 m

Technical brightness parameters:  
UGR < 10 from any point of observation  
(UGR < 19 standard minimum value).  
Average brightness: 1045 lx

Uniformity obtained: 0.68  
(0.600 standard minimum value).  
Reference standard:

UNI-EN 12464-1:2011

#### TIPO DE PROYECTO


Ambiente 5 m x 10 m, h 3 m.  
Versión utilizada: Light shadow PRO 60  
Óptica Flood.  
Distancia entre dispositivos: 1,2 m

Parámetros luminotécnicos:  
UGR < 10 desde cualquier punto de obser-  
vación (UGR < 19 valor mínimo normativo).  
Iluminación media: 1045 lx  
Uniformidad obtenida: 0,68

(0,600 valor mínimo normativo).  
Norma de referencia:


UNI-EN 12464-1:2011





Also available Light Shadow Dots version: designed to achieve the perfect integration in plasterboard ceiling. Totally flush and integrated, for modular installation in a variety of compositions. Discover the full Light Shadow Dots offer on Flos.com.

También disponible la versión Light Shadow Dots: diseñada para conseguir la integración perfecta en un techo de yeso. Totalmente a nivel e integrada para una instalación modular en una amplia gama de composiciones. Descubra la oferta completa de Light Shadow Dots en Flos.com.





Different control options for dimming Diversion, all available for remote recessed or surface installation.

Diferentes opciones de control para la regulación de Diversion, todas disponibles para una instalación empotrada o de superficie.

#### PUSH DIMMING

Control through a simple pushbutton.

Control a través de un dispositivo de regulación.

#### DALI

Standard protocol for integration with any control system.

Protocolo standard para la integración con cualquier sistema de control.

#### 1-10V

Broadcasting remote control (dimming of all the luminaires in a single group).

Control remoto en broadcasting (dimado de todas las luminarias en grupo).

#### CASAMBI

Broadcast control through a tablet or smartphone application (FLOS Control®).

Control broadcast a través de una aplicación para tablet o smartphone (FLOS Control®).




LIGHT SHADOW DOTS  
SINGLE SPOT MODULE



POWER LED  
3W



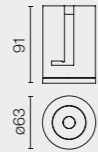
Black Negro    White Blanco    Chrome Cromo    Matt Gold Oro Mate



LIGHT SHADOW PRO Ø60  
FIXED



LED ARRAY  
UP to 15W



LIGHT SHADOW PRO Ø60  
ADJUSTABLE



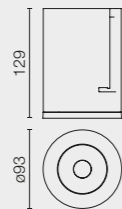
LED ARRAY  
UP to 15W



LIGHT SHADOW PRO Ø90  
FIXED



LED ARRAY  
UP to 22W



LIGHT SHADOW PRO Ø90  
ADJUSTABLE



LED ARRAY  
UP to 22W



FLOS  
CONTROL BY CASAMBI



CCCCCC

AAAAAA

MMMMMM

EEEEEE

RRRRRR


AAAAAA


CAMERA

Innovative program of track mounted projectors, designed for museum and retail applications. The unique patented optical system has been applied to multiple purpose-built beamwidths with maximum glare control.

Programa innovador de proyectores montados en carril, diseñado para aplicaciones de museos y tiendas. El exclusivo sistema óptico patentado ha sido aplicado en múltiples aberturas de haz realizadas expresamente con el máximo control de deslumbramiento.


## CAMERA





Subtle and compact design for an extremely professional product. Neutral but easily recognizable volume.

Diseño esencial y compacto, para un producto extremadamente profesional. Volumen neutro y fácilmente reconocible a la vez.





The dual-focus silicone lens developed by FLOS features excellent heat resistance and allows precise high-intensity beams.

La lente de silicona de doble foco desarrollada por FLOS tiene una excelente resistencia al calor y permite conseguir haces precisos de alta intensidad.



Power regulator integrated in the product body, available as an option to control the projector individually.

Regulador de potencia integrado en el cuerpo del producto, disponible como opción para controlar el proyector de manera individual.








Highly professional technical features and quality construction details integrated into a unique design.

Características técnicas altamente profesionales y detalles constructivos de calidad integrados en un diseño único.

1 Camera can be oriented at 90° on the horizontal axis for zenithal lighting.  
Camera puede orientarse a 90° en el eje horizontal, para una iluminación cenital.

2 The special, removable rail adapter is integrated into the product until it disappears.  
El adaptador extraíble en carril especialmente diseñado se integra en el producto hasta desaparecer.



1




2

Exclusive patented optical solution.

Exclusiva solución óptica patentada.

3 Dedicated accessory kit available for all versions of the program.  
Kit de accesorios específico, disponible para todas las versiones del programa.

4 Camera controls extreme cut-off angles while maintaining its high efficiency (97%) and unparalleled product versatility.  
Camera controla ángulos de cut-off extremos, sin renunciar a una alta eficiencia (97%) y una versatilidad del producto sin igual.




3



4


The optical kit available includes 5 different beamwidths. Each one of them is developed for a specific application. The optical control is always exceptional and the stray light is totally absent whether for intensive beams or diffuse lighting effects.

El kit óptico disponible incluye 5 aberturas de haz diferenciadas, cada una desarrollada para una aplicación especial. Tanto si se trata de haces intensivos o efectos de luz difusa, el control óptico siempre es excepcional y la luz espuria está totalmente ausente.



The full cut-off optical unit guarantees maximum visual control and generates an unparalleled homogeneity in the light beam.

El grupo óptico full cut-off garantiza el máximo control visual y genera una homogeneidad sin igual en el haz luminoso.



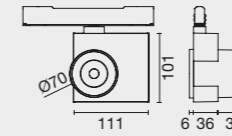




CAMERA Ø60



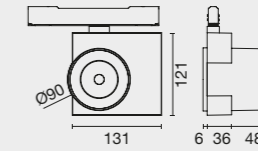
LED ARRAY  
UP to 19W



CAMERA Ø90




LED ARRAY  
UP to 29W



40 White  
40 Blanco



14 Black  
14 Negro



Super Spot



Spot



Medium



Flood



Wide Flood

FLOS  
CONTROL BY CASAMBI



# SUPER

& PRO LINE & PRO

LINE & PRO LINE

# SUPER

& PRO LINE & PRO

LINE & PRO LINE


# SUPER

Efficient and delicate luminaire featuring a high technological level. It is composed of a bar combining direct and indirect light and held by two coaxial cables that provide support and electrical wiring. Perfect for offices or places that require high lighting efficiency and comfort.

Luminaria de alto nivel tecnológico, eficiente y delicada, formada por una barra que combina la luz directa e indirecta sujeta por dos cables coaxiales que aportan sujeción y cableado eléctrico. Perfecta para oficinas o lugares que requieren de una gran eficiencia luminosa y un alto confort.


## SUPER LINE & PRO





Super Line is equipped with a technical multi-layer diffuser filter that guarantees perfect light distribution and improves the optical effect and visual comfort. Super Line Pro is fitted with a black raster that ensures total control of the light distribution and maximum comfort in work environments.


Super Line está equipado con un filtro difusor técnico multicapa que asegura una distribución perfecta de la luz y mejora el efecto óptico y el confort visual. Super Line Pro monta un raster negro, que garantiza un control total de la distribución de luz y el máximo confort en ambientes de trabajo.





The patented optical unit that characterizes Super Line Pro consists of a modular optical raster with four-sided cells combined with a primary lens.

El grupo óptico que caracteriza Super Line Pro está patentado y está compuesto por un raster óptico modular con celdas cuadrangulares combinadas con una lente primaria.





Powered by a coaxial cable.


Alimentada a través de cable coaxial.

1 The ceiling installation is carried out by means of a patented recessing system for quick adjustment that allows you to adjust the cables length during the installation.

La instalación a techo se realiza mediante un sistema de empotrado de ajuste rápido patentado que permite ajustar la longitud de los cables durante el montaje.

2 The device's cable outlet is individual for direct and indirect emission control, and is marked by a specific printed element showing the words "Up Light" and "Down Light".

La salida de los cables del dispositivo es individual para el control de emisión directa e indirecta y está marcada por un elemento impreso específico que lleva las palabras "Up Light" y "Down Light".



1



2




Exclusive patented optical solution.

Exclusiva solución óptica patentada.

3 The main lens is made of PMMA. It features a dedicated surface texturing and Frosted finish to guarantee the maximum homogeneity of the lighting effect. La lente principal está hecha de PMMA, con una texturización superficial específica y acabado Frosted para garantizar la máxima homogeneidad del efecto luminoso.

4 The upper profile of the luminaire has been developed in combination with the lens to prevent indirect light from hitting it, which would cause an unpleasant glare to the eye.


El perfil superior de la luminaria ha sido desarrollado en combinación con la lente para evitar que la luz indirecta la golpee, provocando un resplandor desagradable a la vista.



3




4



The light source used for managing the direct emission is positioned far back inside the profile in order to seize the maximum control of the direct glare. The patented optical unit was specifically developed for applications in Office environments.


La fuente de luz utilizada para la gestión de la emisión directa está colocada muy hacia atrás dentro del perfil, para aprovechar el máximo control del deslumbramiento directo. El grupo óptico patentado se desarrolló específicamente para aplicaciones en ambientes Office.






Embellishment for installation with remote equipment.

Embellecedor para la instalación con el equipo remoto.





The special opal diffuser that completes the luminaire, characterizing the direct emission, ensures maximum uniformity and a practically Lambertian distribution.

El difusor opal especial que completa la luminaria, caracterizando la emisión directa, asegura la máxima uniformidad y una distribución prácticamente lambertiana.




Although its dimensions are extra compact and the LED tips are close to the diffuser, it offers homogeneous light distribution. The LED tips are not visible.

Pese a sus dimensiones súper compactas y la cercanía de los puntos LED al difusor, se ofrece distribución homogénea de la luz. No se ven los puntos LED.



Detail of the coaxial cable that forms the electrical connection and can also be used for suspending.


Detalle del cable coaxial que hace la conexión eléctrica y sirve a la vez como suspensión.



310

SUPER LINE

SUPER LINE  
UP&DOWN  
INDIRECT



TOP LED  
60W

SUPER LINE  
UP&DOWN  
DIRECT

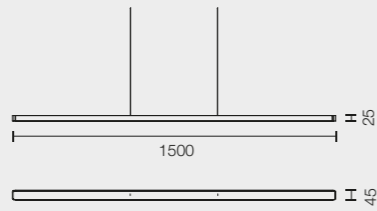


TOP LED  
60W

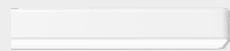
SUPER LINE  
DOWN




TOP LED  
40W




30 White  
30 Blanco



02 Grey  
02 Gris



14 Black  
14 Negro



Flood  
Up&Down

Flood

311


SUPER LINE PRO

SUPER LINE PRO  
UP&DOWN

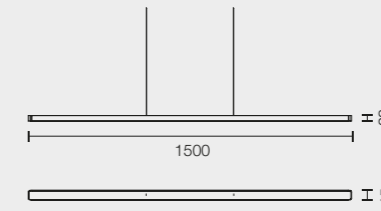


TOP LED  
60W


SUPER LINE PRO  
DOWN



TOP LED  
40W




30 White  
30 Blanco



02 Grey  
02 Gris



14 Black  
14 Negro



Flood  
Up&Down

Flood

FLOS  
CONTROL BY CASAMBI



# KAP

## KAP

## KAP

## KAP

## KAP

# KAP

## KAP

## KAP

## KAP


## KAP

## KAP

A collection of recessed elements for interior installations that include avant-garde LED solutions and luminaires with a traditional light source. A wide variety of sizes and finishes that ensure a perfect integration in all environments. Optic body to ensure an excellent visual comfort. Includes different versions for a fast frame-free installation with the Fast&Perfect system.

Colección de empotrables para instalaciones de interior, que incluye soluciones tanto en LED de última generación como luminarias con fuente de luz tradicional. Extensa variedad de tamaños y acabados que garantiza su perfecta integración en todos los ambientes. Cuerpo óptico diseñado para garantizar un gran confort visual. Incluye versiones para instalación rápida sin marco con sistema Fast&Perfect.

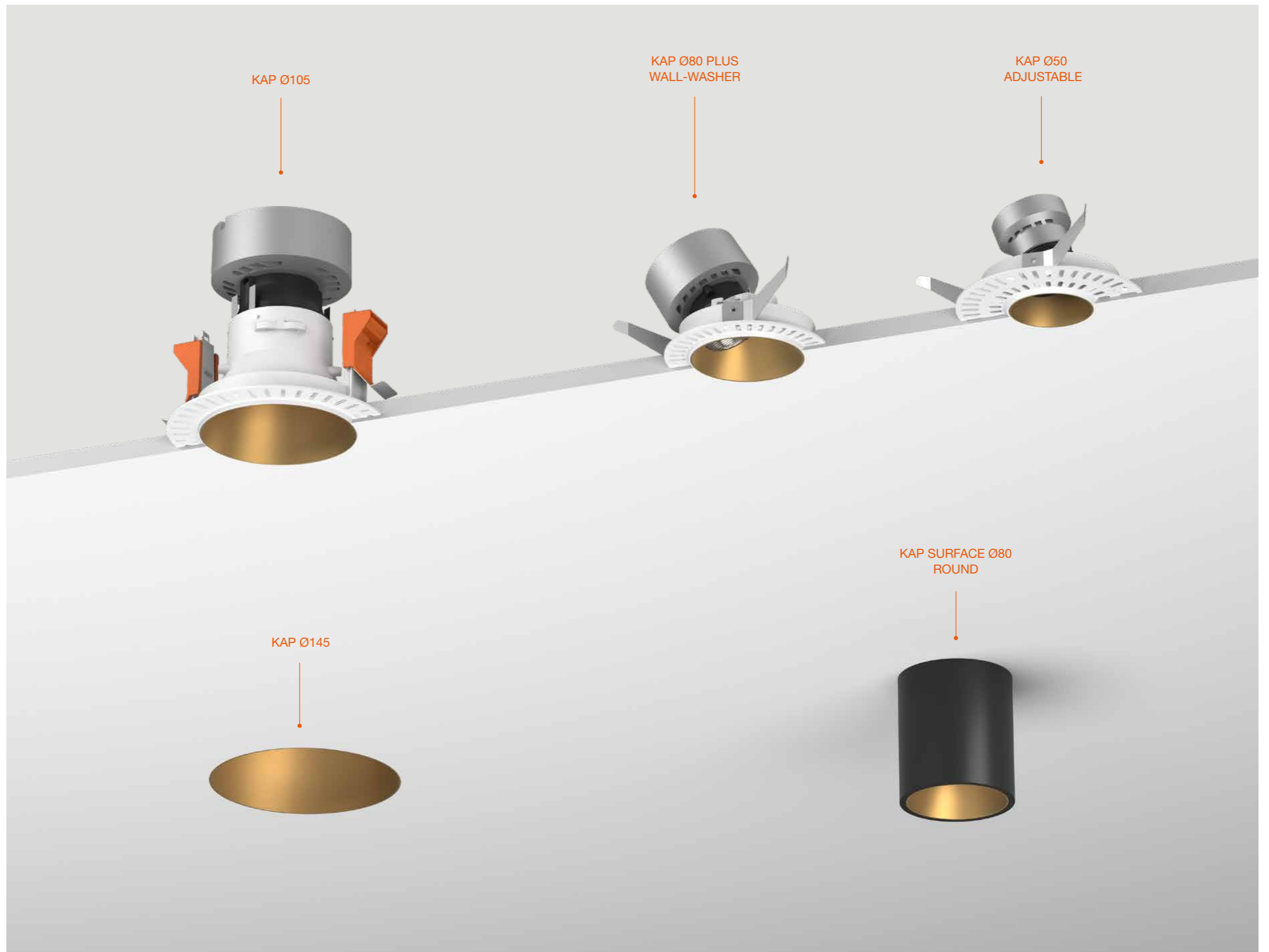
## KAP





A complete and versatile program capable of meeting innumerable project needs thanks to the incredible variety of sizes, powers, finishes and accessories available.

Un programa completo y versátil, capaz de resolver innumerables necesidades de proyectos gracias a la increíble variedad de tamaños, potencias, acabados y accesorios disponibles.







## KAP

Form and function are combined in a technical device that completely merges with the architecture thanks to the details of the optical unit with no visible edges.


Forma y función combinadas en un dispositivo técnico capaz de fusionarse totalmente con la arquitectura gracias a los detalles de la unidad óptica sin bordes visibles.

1 The main body of the luminaire contains a radiator for temperature control.

La luminaria incluye en su cuerpo principal un elemento radiador con el fin de controlar la correcta temperatura de trabajo de la misma.

2 The housing includes a thermoplastic diffuser which ensures a perfect light distribution on horizontal surfaces.

El cuerpo incorpora un difusor realizado en material termoplástico para obtener una perfecta distribución de luz en planos horizontales.



1



2


## EASY KAP

The performance and finishes of Kap are applied to a more versatile and manageable model that increases the simplicity of installation thanks to the optical unit with a visible edge.

El rendimiento y los acabados de Kap, aplicados a un modelo más versátil y manejable que aumenta la simplicidad de instalación gracias al grupo óptico con borde visible.

3 High performance sink in die-cast aluminum. Disipador de alto rendimiento en aluminio fundido a presión.


4 A thin, protruding edge helps hiding any imperfections in the ceiling and guarantees a flawless installation. Un fino borde sobresaliente ayuda a ocultar cualquier imperfección en el techo y garantiza una instalación impecable.



3



4



Private House, Italy



Private House, Italy



KAP dim to warm represents the state of the art in color temperature control. The unique dim to warm technology covers a range from 2850K to 1800K with optimal color performance thanks to a flawless synchronized control of light intensity and color temperature. The system simulates the regulation of traditional incandescent lamps exploiting the best current LED technology.

KAP dim to warm representa la vanguardia en el control de la temperatura de color. La exclusiva tecnología dim to warm cubre un rango entre 2850K y 1800K con un rendimiento cromático óptimo, gracias a un impecable control sincronizado de la intensidad luminosa y la temperatura de color. El sistema simula la regulación de las tradicionales bombillas incandescentes, aprovechando lo mejor de la tecnología LED actual.

2850K  1800K



## KAP 50

The recently launched Kap 50 completes the range with a compact, high-performance solution that, thanks to new-generation LED technologies, guarantees optimal performance despite its small dimensions.


El recién estrenado Kap 50 completa la oferta de la gama con una solución compacta y de gran rendimiento, que gracias a las tecnologías LED de nueva generación garantiza prestaciones óptimas a pesar de sus dimensiones reducidas.




## KAP 50 ADJUSTABLE

Compact dimensions and great flexibility thanks to the mini adjustable versions, perfect for home and hotel applications.

Dimensiones compactas y gran flexibilidad, gracias a las versiones ajustables mini, perfectas para aplicaciones en hogares y hoteles.





Hotel Brooklyn, New York

In the KAP 80 and, as an option in the KAP 105 and Square, the trim installation frame is installed with the exclusive FLOS Fast&Perfect system.

En los KAP 80 y, como opción en los KAP 105 y Square, el marco de instalación trim se instala con el sistema rápido Fast&Perfect exclusivo de FLOS.

Available can for the installation in cement ceilings.

Disponible can para instalación en techo de cemento.



## KAP SQUARE

For all the solutions in the range, the purity of the square is available as an alternative to the classic version with a circular spotlight.


La pureza del cuadrado está disponible como alternativa a la versión clásica, con foco circular para todas las soluciones de la gama.



## KAP ADJUSTABLE

Rotary body with integrated focal points locking mechanism. Perfect combined with intensive optics for flexible, high-contrast lighting controls.

Cuerpo giratorio con mecanismo de bloqueo de focalización integrado. Ideal en combinación con ópticas intensivas para controles de luz flexibles y de alto contraste.



## KAP DEEP

Dual-focus optics, ideal for managing environments with double volumes or high heights.



Óptica de doble foco, ideal para gestionar ambientes con volúmenes dobles o alturas elevadas.



## KAP WALL-WASHER

Asymmetric optic for uniform lighting of vertical surfaces. Provides depth and greater perceived brightness to the room.

Óptica asimétrica para iluminación uniforme de superficies verticales. Proporciona profundidad y mayor brillo percibido al ambiente.





United Nations,  
Geneva



With the same design as Kap 80, Kap 80 Plus stands out thanks to the exclusive dedicated sink, which improves the product's performance without altering the quality of the lighting effect.

Con el mismo diseño que Kap 80, Kap 80 Plus se destaca gracias al exclusivo disipador específico, el cual mejora el rendimiento del producto sin alterar la calidad del efecto luminoso.

All the Easy Kap 80 LED have an opaline diffuser that can be assembled to increase visual comfort and screening of the luminaire.


Todos los Easy Kap 80 LED llevan incluido un difusor opal que puede montarse para aumentar el confort visual y el apantallamiento de la luminaria.

Total No Trim effect achieved due to a new installation system. The bayonet-based assembly allows to replace the lamp without using any particular tools.

Efecto No Trim gracias a un nuevo sistema de montaje. Fácil mantenimiento de la lámpara sin necesidad de herramientas gracias a su montaje en bayoneta.

The luminaire includes a thermo-plastic diffuser which ensures a perfect light distribution on horizontal surfaces.

La luminaria incorpora un difusor realizado en material termoplástico para obtener una perfecta distribución de luz en planos horizontales.





EASY KAP Ø50  
FIXED



EASY KAP Ø50  
ADJUSTABLE



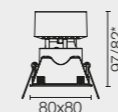
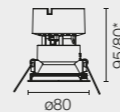
LED ARRAY  
7,5W



EASY KAP 80 / EASY KAP 80 PLUS  
FIXED



LED ARRAY  
UP to 13W



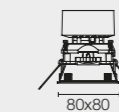
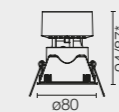
Easy Kap Plus / Easy Kap\*

EASY KAP 80 / EASY KAP 80 PLUS  
ADJUSTABLE



LED ARRAY  
Dim-To-Warm  
13W

QR-CBC 51  
max 50W  
- OR -  
LED QR-CBC 51

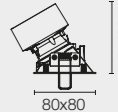
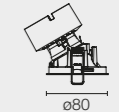


Easy Kap Plus / Easy Kap\*

EASY KAP 80 / EASY KAP 80 PLUS  
WALL-WASHER



PAR 16  
max 50W  
- OR -  
LED PAR 16

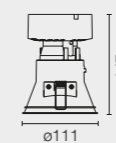


Easy Kap Plus / Easy Kap\*

EASY KAP Ø105  
FIXED



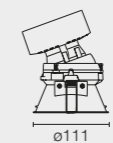
LED ARRAY  
23W



EASY KAP Ø105  
ADJUSTABLE



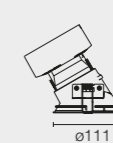
QR-CBC 51  
max 50W  
- OR -  
LED QR-CBC 51




EASY KAP Ø105  
WALL-WASHER



PAR 16  
max 50W  
- OR -  
LED PAR 16



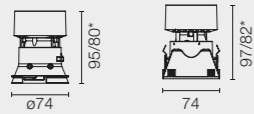


KAP 80 / KAP 80 PLUS  
FIXED



LED ARRAY  
UP to 13W

LED ARRAY  
Dim-To-Warm  
13W



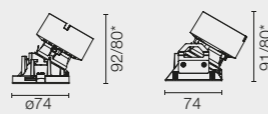
Kap Plus / Kap\*

KAP 80 / KAP 80 PLUS  
WALL-WASHER



QR-CBC 51  
max 50W  
- OR -  
LED QR-CBC 51

PAR 16  
max 50W  
- OR -  
LED PAR 16



Kap Plus / Kap\*

KAP 80 / KAP 80 PLUS  
ADJUSTABLE

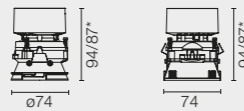


LED ARRAY  
UP to 13W

LED ARRAY  
Dim-To-Warm  
13W

LED QR-CBC 51  
max 8W

LED PAR 16  
max 8W



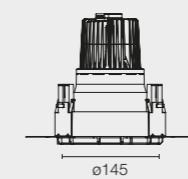
Kap Plus / Kap\*



KAP Ø145



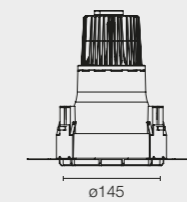
LED ARRAY  
17W




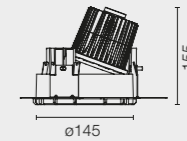
KAP Ø145  
DEEP



PHOSPHOR LED  
17W



KAP Ø145  
WALL-WASHER



□ B1 White  
B1 Blanco



■ GL Matt Gold  
GL Oro Mate



■ BU Blue  
BU Azul




■ 74 Black  
74 Negro



■ CU Copper  
CU Cobre



ROUND Ø80	CEILING Ø100	WALL Ø100	SUSPENSION Ø100
<b>SQUARE 80</b>			
<b>LED ARRAY 9,2W</b>		<b>POWER LED 9W</b>	



**KAP 80 ROUND / SQUARE**

Outside / Exterior	11 White 11 Blanco	AN Black AN Negro	18 Deep Brown 18 Deep Brown	
Inside / Interior	White Blanco	Matt Gold Oro Mate	Copper Cobre	Black Negro

**KAP Ø100**

Outside / Exterior	11 White 11 Blanco	AS Brushed Aluminium AS Aluminio Satinado	AN Black AN Negro	B3 Brown B3 Marrón
Inside / Interior	White Blanco	Matt Gold Oro Mate	Blue Azul	Black Negro



**LIGHT SNIPER  
2020**

**2020**

**LIGHT SNIPER**

**2020**

**2020**

**2020**

**LIGHT SNIPER**

Collection of small-sized embedded downlights with maximum visual comfort and total screening to satisfy all the lighting demands that might arise both in residential applications and in highly professional and specialised contexts, such as offices, shopping areas and reception areas. Light Sniper 2020 features recessed devices for accent lighting, which can be fixed or adjustable.

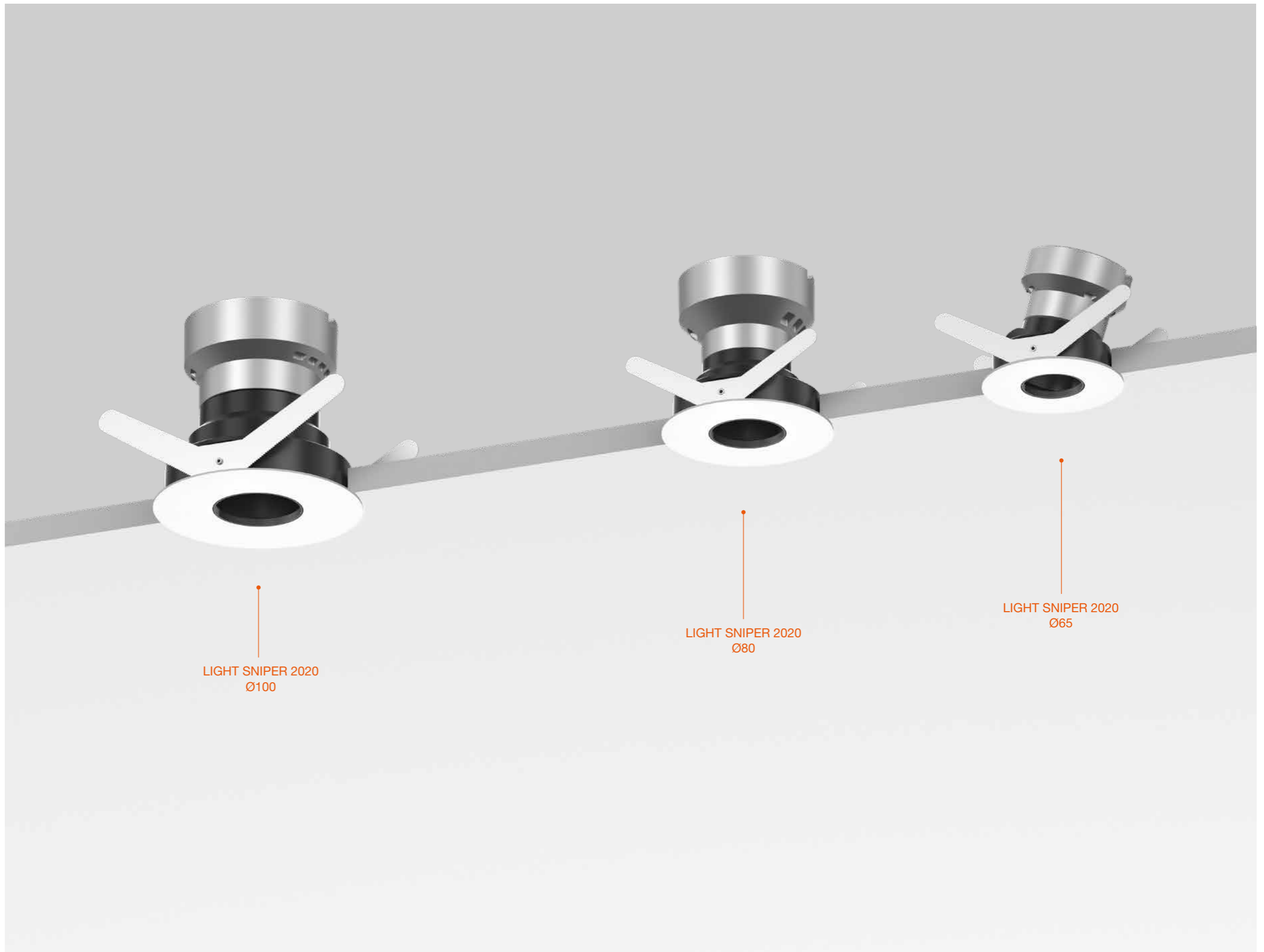
Colección de empotrables de dimensión reducida, con el máximo confort visual y apantallamiento total para satisfacer todas las exigencias lumínicas que pueden surgir tanto en aplicaciones residenciales como en contextos altamente profesionales especializados, tales como oficinas, áreas comerciales y áreas de acogida. Light Sniper 2020 presenta empotrables para la iluminación de acento, fijas y orientables.

## LIGHT SNIPER 2020



A brand new programme of built-in downlights developed in three versions to cover all project needs. Each model is available in a fixed and adjustable version.

Un nuevo programa completo de downlights empotrados desarrollado en tres versiones para cubrir todas las necesidades del proyecto. Cada modelo está disponible en versión fija y orientable.







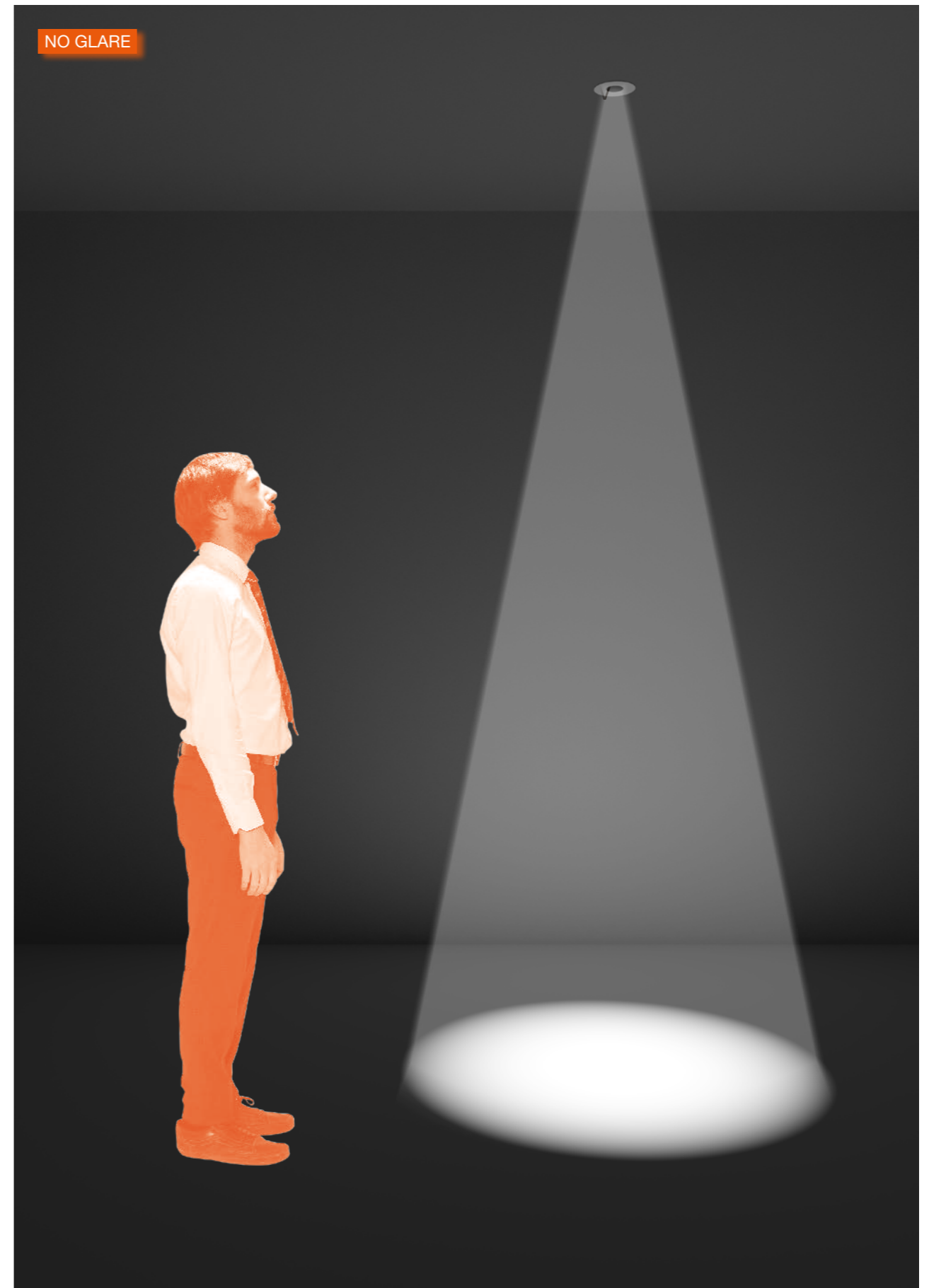
The adjustable Light Sniper 2020 features a precise and reliable system for both rotation and tilt, even with the product already installed. The optical body has been developed to eliminate glare from the light source.

El Light Sniper 2020 ajustable dispone de un sistema preciso y seguro tanto para la rotación como para la inclinación, incluso con el producto ya instalado. El cuerpo óptico ha sido desarrollado para eliminar el deslumbramiento de la fuente luminosa.




Essential aesthetics and maximum ease of installation thanks to the reduced thickness of the edge that covers any defects on the surface of the installation hole. Specific aluminum sink to optimize the efficiency of the product without affecting the reduced recess dimensions.



Estética esencial y máxima facilidad de instalación gracias al reborde de grosor reducido que cubre cualquier defecto en la superficie del agujero de instalación. Disipador de aluminio específico para optimizar la eficiencia del producto sin perjudicar las reducidas dimensiones de empotramiento.








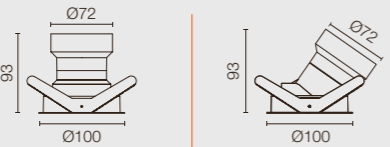
LED ARRAY  
7,5W



LED ARRAY  
11W




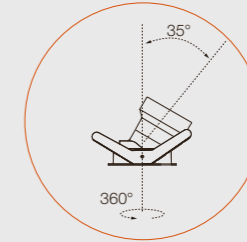
LED ARRAY  
16,5W



11 White  
11 Blanco



Can be rotated 360° and swivelled 35°.  
Puede ser rotado 360° y orientado 35°.



FLOS  
CONTROL BY CASAMBI



# c1 C

C1 C1 C1 C1 C1 C1 C1  
C1 C1 C1 C1 C1 C1 C1

# 1 c1

The simplicity of the cylinder hides an intelligent mechanism that allows for an amazing flexibility of the lighting body.

La sencillez del cilindro esconde un mecanismo inteligente que permite conseguir una asombrosa flexibilidad del cuerpo iluminante.

**C1**





The range consists of two sizes, designed for ceiling or wall applications. The range of available powers and the dedicated optics kit make C1 ideal for applications in hotels and homes.

La gama está compuesta por dos tamaños, diseñados para aplicaciones en techo o en pared. La gama de potencias disponibles y el kit óptico específico convierten C1 en un producto ideal para aplicaciones en hoteles y ambientes domésticos.



- 1 WALL DOWN
- 2 WALL UP&DOWN
- 3 CEILING






The optic group, placed far back on the body, hides the light source from the eye while controlling the direct illuminance for an absolute comfort effect. The special node, integrated into the product's body, allows it to be removed and directed at the base 70° on the vertical axis and 360° on the horizontal axis.

El grupo óptico colocado hacia atrás en el interior del cuerpo de la luminaria esconde la fuente de luz de la vista controlando la iluminación directa para un efecto confort total. La articulación especial, integrada en el cuerpo del producto, permite extraerlo y dirigirlo en la base de 70° en el eje vertical y 360° en el eje horizontal.



The wall-mounted versions are available for single and double emission applications. The lenses integrated in the product guarantee a soft and diffuse light distribution for general room lighting.

Las versiones en pared están disponibles para aplicaciones de emisión simple o doble. Las lentes integradas en el producto garantizan una distribución de luz suave y difusa para la iluminación general de la estancia.



In applications where reading light is required, a concentrated spot emission is available, which is ideal for creating a relaxing scene during the night hours.

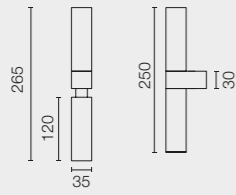
En las aplicaciones en las que se requiera una luz de lectura, está disponible una emisión puntual concentrada, ideal para crear un escenario relajante durante las horas nocturnas.



WALL UP&DOWN  
SMALL



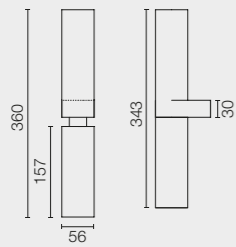
LED ARRAY  
8W



WALL UP&DOWN  
LARGE



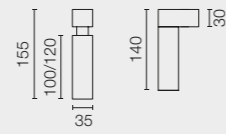
LED ARRAY  
12W



WALL DOWN  
SMALL



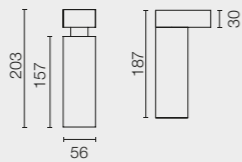
LED ARRAY  
4W



WALL DOWN  
LARGE



LED ARRAY  
6W



CEILING  
SMALL



LED ARRAY  
4W



CEILING  
LARGE



LED ARRAY  
6W



40 White  
40 Blanco

14 Black  
14 Negro



Spot



Flood

FLOS  
CONTROL BY CASAMBI





**FIND ME**  
**ME FIND**  
**FIND ME**  
**ME FIND**  
**FIND ME**  
**ME FIND**

Interior lighting spotlight with LED light source. Available in three versions: Mono Point version, consisting of a removable cylindrical housing which, in its upper position, acts as a downlight, and in its lower position, becomes a directional spotlight, Double Point version, consisting of a recessed box which houses two spotlights and a Suspension version.

Proyector de iluminación interior con fuente de luz LED. Disponible en tres versiones: versión Mono Point, consistente en un cuerpo cilíndrico extraíble que en posición superior hace función de downlight y en su posición inferior se convierte en un proyector orientable, versión Double Point, consistente en una caja empotrada en la que se alojan dos proyectores y versión Suspension.

**FIND ME**




A timeless icon. Find Me reinterprets the traditional projector archetype through stylish and refined installation details that make it unique and inimitable.

Un icono atemporal. Find Me reinterpreta el arquetipo del proyector tradicional a través de detalles de estilo y refinamiento en la instalación que lo hacen único e inimitable.





This ingenious, recessed and adjustable indoor device features an ultra-minimalist design. Find Me 0 minimizes the size of the projector, reinterpreting the talent of its big brother Find Me on a small scale.

Este ingenioso aparato para interiores, empotrado y ajustable, encierra un diseño ultraminimalista. Find Me 0 reduce al mínimo el tamaño del proyector, reinterpretando a pequeña escala el talento de su hermano mayor Find Me.





Il Sereno Hotel, Italy







Directional and tilting thanks to its base with 360° rotation capacity and to its arm made of zamak, directional up to 70°.

Orientable y basculante gracias a su base con capacidad de rotación de 360° y a su brazo realizado en zamak orientable hasta 70°.


An adjustment system with elastic flanges on a toothed guide, permits concealing the spotlights, thus becoming totally integrated into the environment.

Sistema de desplazamiento mediante pestañas elásticas sobre una guía dentada que permite que los proyectores se escondan, quedando totalmente integrados en el entorno.






Hotel Colombo, Italy  
Top

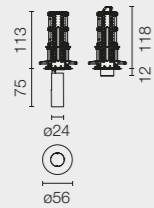


Carbonado Energy,  
South Africa


FIND ME 0  
TRIM / NO TRIM



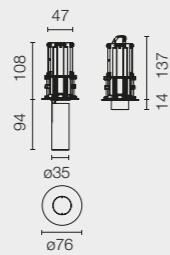
POWER LED  
3,5W



FIND ME 1  
TRIM / NO TRIM



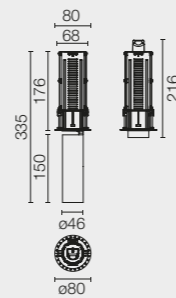
POWER LED  
6W



FIND ME 2  
TRIM / NO TRIM



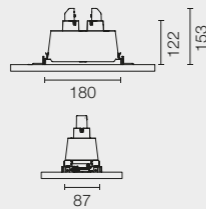
POWER LED  
10,5W



FIND ME 1  
DOUBLE POINT



POWER LED  
2X6W



FIND ME 1  
SUSPENSION



POWER LED  
6W



FIND ME MONO POINT

30 White  
30 Blanco

06 Chrome  
06 Cromo

14 Black  
14 Negro



FIND ME DOUBLE POINT

30 White  
30 Blanco

14 Black  
14 Negro



FIND ME SUSPENSION

30 White  
30 Blanco

06 Chrome  
06 Cromo

14 Black  
14 Negro



Screening Cylinder Colours (included)  
Colores del Cilindro Apantallador (incluidos)

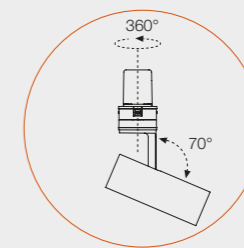
Orange  
Naranja

Violet  
Violeta

Black  
Negro



Can be rotated 360° and swivelled 70°.  
Puede ser rotado 360° y orientado 70°.



FLOS  
CONTROL BY CASAMBI




UT  
 UT UT  
 UT UT  
 UT  
 UT  
 UT  
 UT  
 UT

A collection of minimalist and elegant high-power LED projectors. A wide range of solutions with light sources and optics for all your lighting needs. Possibility of installing a three-phase track for maximum flexibility or ceiling installation for a better integration in the architecture. Efficiency and reliability.

Colección de proyectores LED de alta potencia de diseño minimalista y elegante. Gran variedad de soluciones, con fuentes luminosas y ópticas que pueden resolver cualquier necesidad de iluminación. Posibilidad de instalación en carril trifásico para la máxima flexibilidad o en techo para una mejor integración en la arquitectura. Eficiencia y fiabilidad.

UT







Victoria Beckham Store,  
London


## UT SPOT

High performance professional projector available with a wide range of lighting effects.

Proyector profesional de alto rendimiento disponible con un amplio abanico de efectos luminosos.

1 Multichip optical design to achieve very narrow beam angles.  
Óptica multichip para conseguir ángulos de apertura muy cerrados.


2 A wall-washer version is available in Ø86 track version.  
Versión wall-washer disponible en la versión track de Ø86.



## UT SPOT ALL WHITE

New versions with the exclusive "all white" finish for the best possible integration into the environment.


Nuevas versiones realizadas con el exclusivo acabado "all white" para la mayor integración posible en el ambiente.



## UT PRO SURFACE



Versions for surface installation with integrated base and power regulator included.

Versiónes para instalación en superficie con placa integrada y regulador de potencia incluido.






Flos Booth Euroshop Fair, Germany



Central European University, Budapest  
Bottom


Boutek, Milan  
Top

- 1 UT SPOT TRACK Ø57
- 2 UT SPOT TRACK Ø86 WALL-WASHER
- 3 UT DOWNLIGHT Ø86
- 4 UT PRO SURFACE 150



Complete professional program, ideal for controlling any retail application. The extended optics kit, powers and versatility that characterize each model make the UT range the perfect solution for any technical requirement of display areas.

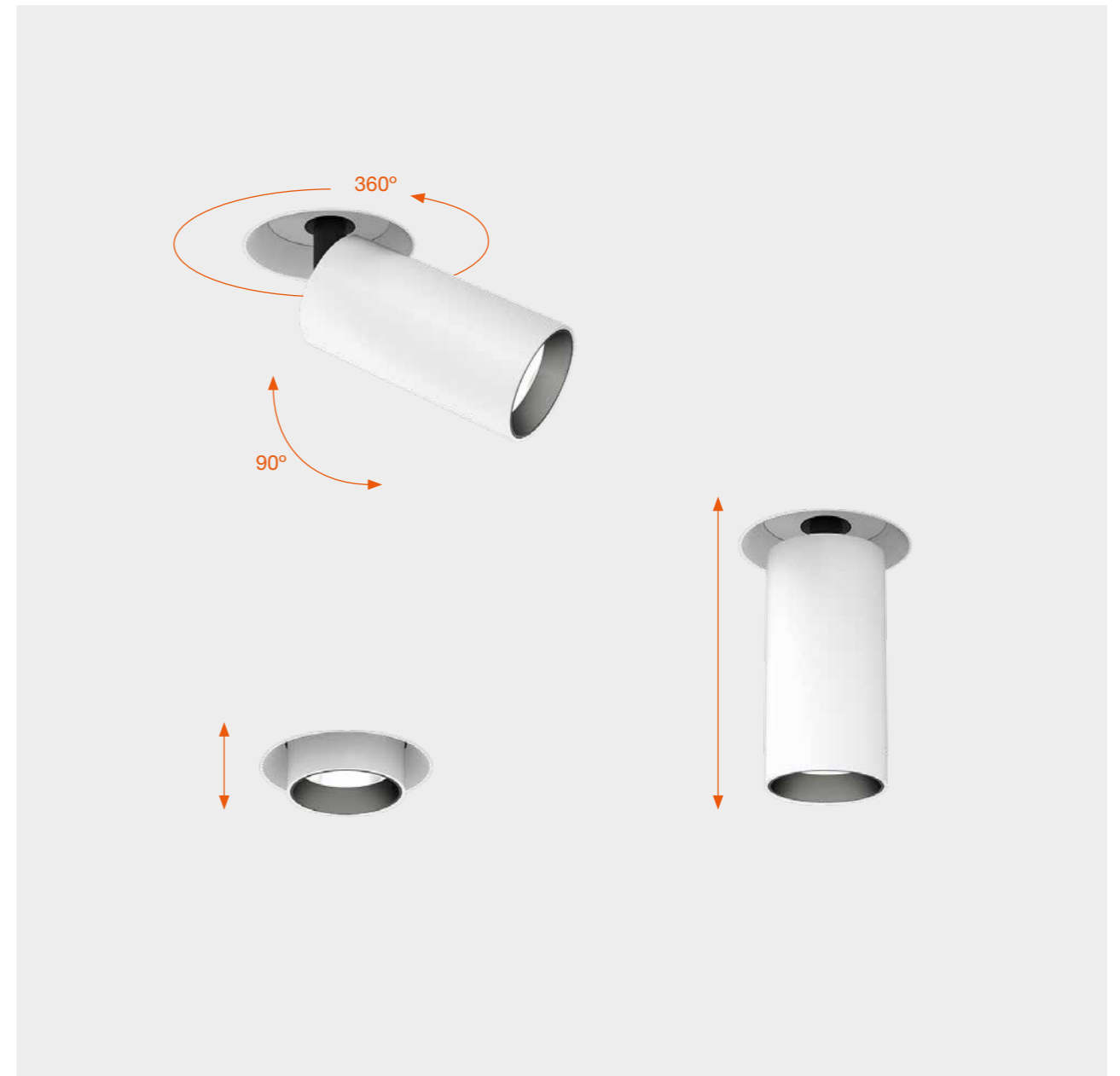
Programa profesional completo, ideal para controlar cualquier aplicación de tienda. El kit de ópticas extendido, las potencias y la versatilidad que caracterizan cada modelo, hacen que la gama UT sea la solución perfecta para cualquier requerimiento técnico dentro de un espacio expositivo.





An adjustment system on a toothed guide permits concealing the spotlights, thus becoming integrated into the environment.

Sistema de ajuste mediante una guía dentada que permite que los proyectores se escondan, quedando integrados en el entorno.

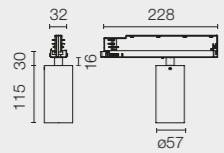




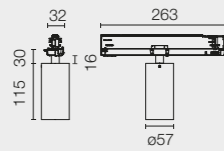
TRACK  
Ø57



LED ARRAY  
23,5W



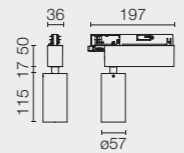
Dali Version



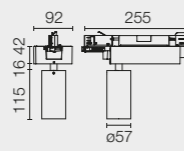
TRACK  
Ø57



LED ARRAY  
21,5W



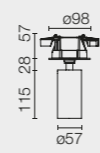
Dali Version



CEILING  
Ø57



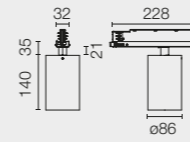
LED ARRAY  
21,5W



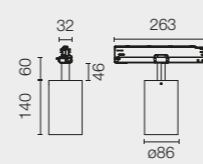
TRACK  
Ø86



LED ARRAY  
HIGH PERFORMANCES  
PHOSPHOR LED  
35,5W



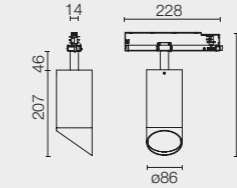
Dali Version



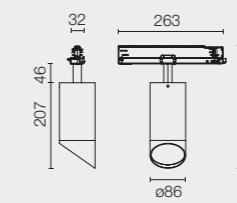
TRACK  
WALL-WASHER  
Ø86



LED ARRAY  
HIGH PERFORMANCES  
35,5W



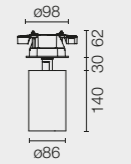
Dali Version




CEILING  
Ø86



PHOSPHOR LED  
34W / 29W



LED ARRAY  
HIGH PERFORMANCES  
33W



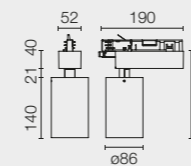
- 30 White  
30 Blanco
- 14 Black  
14 Negro
- 30.78 All White  
30.78 All White
- 30 White  
30 Blanco
- 14 Black  
14 Negro



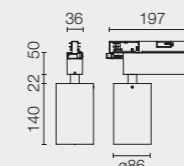
TRACK  
Ø86



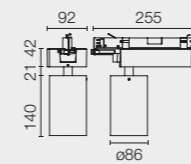
PHOSPHOR LED  
33W / 29W



LED ARRAY  
HIGH PERFORMANCES  
33W



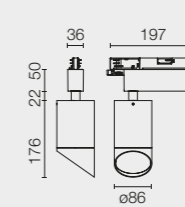
Dali Version



TRACK  
WALL-WASHER  
Ø86



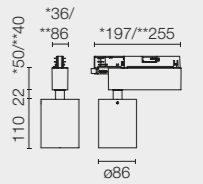
LED ARRAY  
HIGH PERFORMANCES  
33W



TRACK  
MULTICHIP  
Ø86

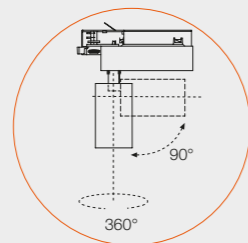


TOP LED  
11,5W



\*Dimable/Non Dimable  
\*\*Dali Version

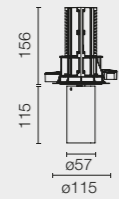
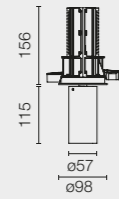
Can be rotated 360° and swivelled 90°.  
Puede ser rotado 360° y orientado 90°.



TRIM / NO TRIM  
Ø57



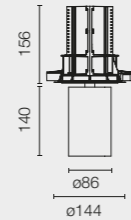
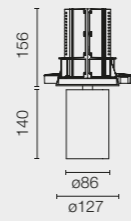
LED ARRAY  
18W



TRIM / NO TRIM  
Ø86



LED ARRAY  
HIGH PERFORMANCES  
27W



Spot



Medium



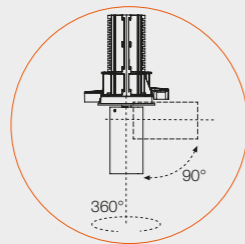
Flood

□ 30 White  
30 Blanco

■ 14 Black  
14 Negro



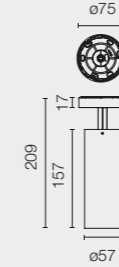
Can be rotated 360° and swivelled 90°.  
Puede ser rotado 360° y orientado 90°.



UT PRO SURFACE  
150



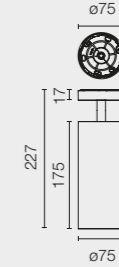
LED ARRAY  
23,5W



UT PRO SURFACE  
175



LED ARRAY  
35W



Spot



Medium



Flood

□ 30 White  
30 Blanco

■ 14 Black  
14 Negro





# BON

## BON JOUR

BON JOUR BON JOUR

BON JOUR BON JOUR

## BON JOUR

BON JOUR BON JOUR

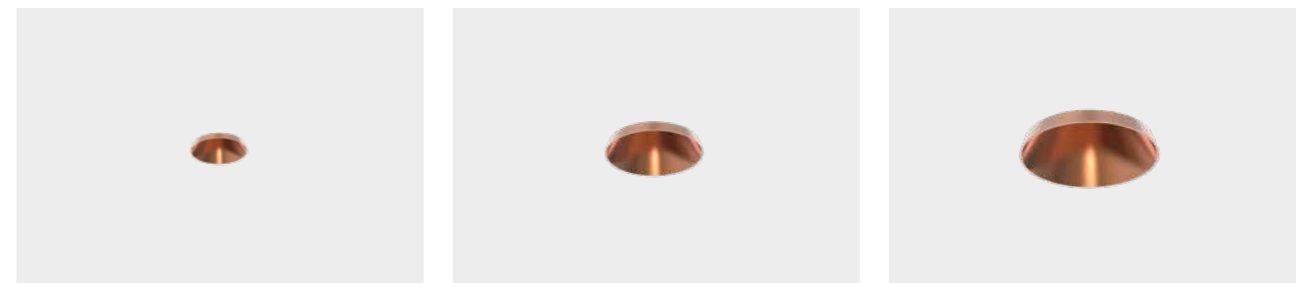
BON JOUR BON JOUR

# JOUR

Recessed LED with an unusual design, thanks to the small edge that defines the presence of the luminaire. Comes in three sizes with different optics for a better personalisation. Pure lines highlighted with the refined finishes, in neutral and metal plated versions.

Empotrables LED de diseño peculiar, gracias al pequeño borde que define la presencia de la luminaria. Disponible en tres tamaños, con diferentes ópticas para mayor personalización. Líneas puras acentuadas por los refinados acabados, en versiones neutras y metalizadas.

### BON JOUR





Bon Jour exploits an iconic conical light retriever visible after the installation. It is characterized by a unique internal geometry allowing it to completely eliminate visual glare and providing beautiful diffuse lighting at the same time.

Bon Jour aprovecha una emblemática pantalla cónica visible, caracterizada por una geometría interna exclusiva que le permite eliminar por completo el resplandor visual y proporcionar una maravillosa iluminación difusa al mismo tiempo.



A unique product in its category, Bon Jour reinterprets the concept of downlighting through a remarkable design combined with the highest quality materials and finishes.

Producto exclusivo en su categoría, Bon Jour reinterpreta el concepto de downlight a través de un diseño único combinado con materiales y acabados de la más alta calidad.





BON JOUR  
Ø45



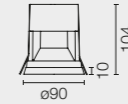
POWER LED  
6W




BON JOUR  
Ø90



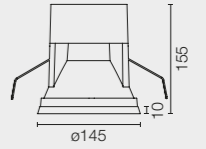
LED ARRAY  
13,5W



BON JOUR  
Ø145




LED ARRAY  
27W



□ 01 White  
01 Blanco

■ CU Copper  
CU Cobre

■ 14 Black  
14 Negro



FLOS  
CONTROL BY CASAMBI





XONN F F F  
 XONN O O O  
 XONN R R R  
 FORT KNOX  
 FORT KNOX  
 FORT KNOX  
 T T T N N N  
 R R R N N N  
 O O O X X X  
 F F F X X X

Minimalist and functional luminaire, natural evolution of the Fort Knox model, designed by Philippe Starck but now including a LED lens exclusively designed by Flos. Fort Knox Wall is a luminaire with coarse structure that produces an indirect and very powerful light beam, perfect for homes with protruding ceilings, working as natural diffuser.

Luminaria minimalista y funcional, natural evolución del modelo Fort Knox diseñado por Philippe Starck pero ahora con lente LED diseñada exclusivamente por Flos. Fort Knox Wall es una luminaria de estructura gruesa que produce un haz de luz indirecto muy potente, perfecto para hogares de techos prominentes utilizándolos como un difusor natural.

## FORT KNOX






## FORT KNOX WALL

Incredibly compact and discreet, Fort Knox Wall characterizes the environment with extremely controlled and homogeneous indirect light.

Incríblemente compacto y discreto, Fort Knox Wall caracteriza el entorno con una luz indirecta extremadamente controlada y homogénea.


Level for easy, integrated installation.  
Highly efficient lens which directs the beam of light upwards.  
Nivel para fácil instalación integrado.  
Exclusiva lente de alta eficiencia que consigue orientar el haz de luz hacia arriba.



## FORT KNOX WALL MINI


The strong asymmetry of the effect eases the management of the most complex spaces even in the new miniaturized version Fort Knox Wall Mini.

La fuerte asimetría del efecto permite administrar fácilmente los espacios más complejos incluso en la nueva versión miniaturizada Fort Knox Wall Mini.





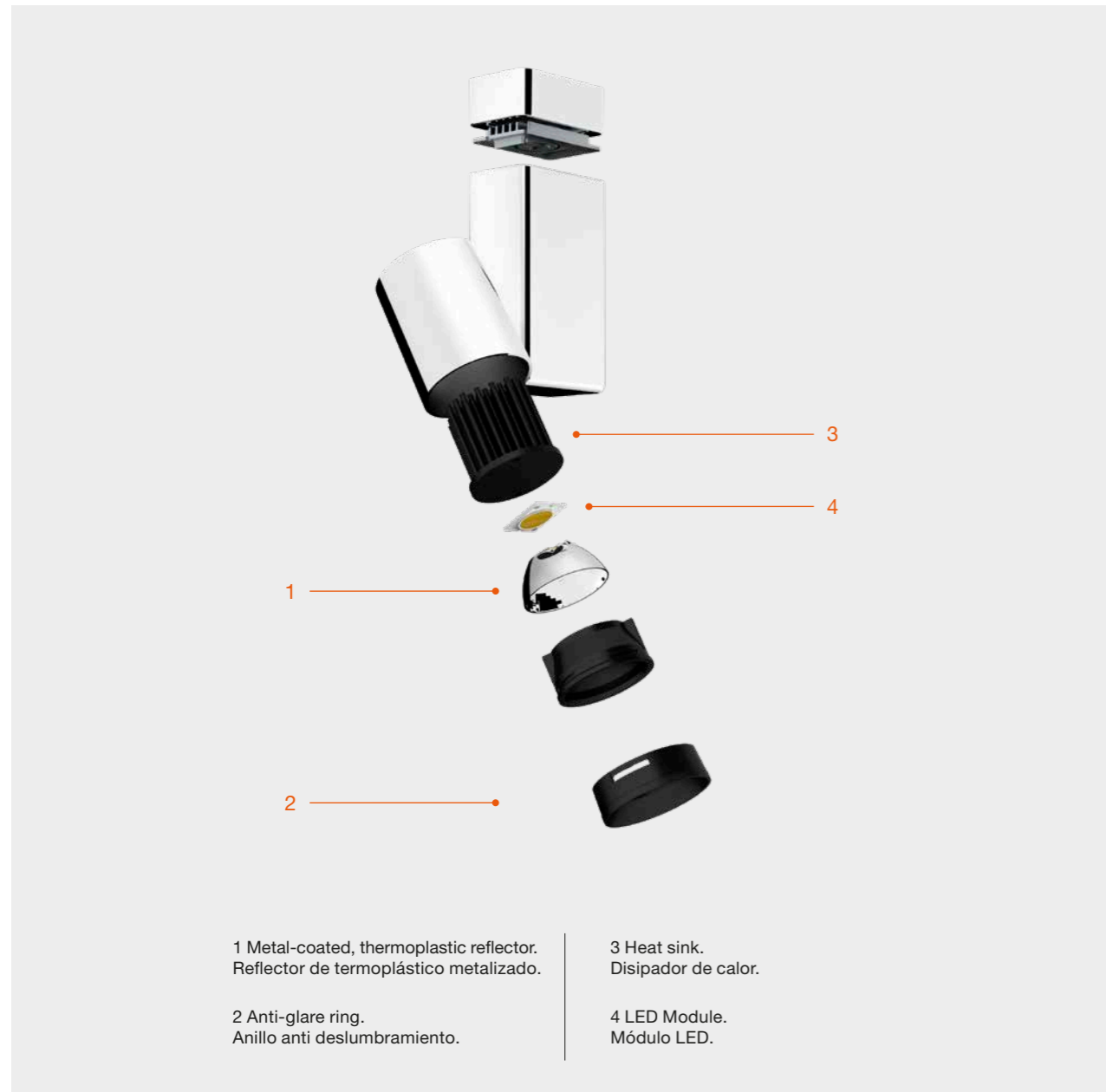
Sensory Apartment  
Palazzo Poste, Italy





The projector shares the unmistakable design of the wall versions. The source, placed far back on the body, is combined with an anti-glare ring for optimal visual comfort.

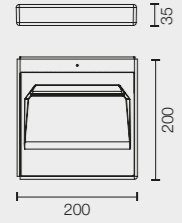
El proyector comparte el diseño inconfundible de las versiones de pared. La fuente colocada hacia atrás se combina con un anillo antideslumbramiento para un confort visual óptimo.



FORT KNOX  
WALL



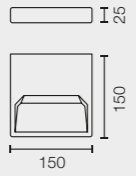
POWER LED  
32W



FORT KNOX  
WALL MINI



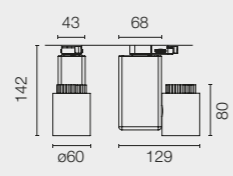
POWER LED  
25W



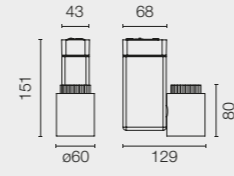
FORT KNOX  
TRACK



LED ARRAY  
9W / 14W



FORT KNOX  
CEILING



Asymmetric  
Flood



Spot




Medium



Wide Flood

40, 30 White  
40, 30 Blanco



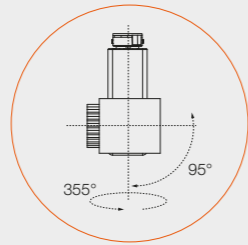
05 Polished Aluminium  
05 Aluminio Pulido



14 Black/RAL 9005  
14 Negro



Can be rotated 355° and swivelled 95°.  
Puede ser rotado 355° y orientado 95°.



# SOPHISTICATED COMMODITIES


Led Curtain, Moonline, In-Finity, Circle of Light,  
Light Cut Mini, Super Flat, Light Bell, Led Squad,  
Thin Led, Wall System, Solid Pure, Pure Spot,  
Pure Downlight, Light Shooter, Light Supply,  
Light Soldier, Johnny, Compass Box Recessed,  
Compass Box Surface, Battery, Micro Battery,  
Wan Spot, Wan Downlight, Anthony Downlight,  
Compass, Decofix, G-O, The BlockOfLight,  
Giano, Box.

## LED CURTAIN

Designed by Flos Architectural

Recessed luminaire equipped with LED light source. Especially designed for wall-washer lighting, the Led Curtain incorporates elliptical lenses for perfect light distribution. The Led Curtain family comes in different lengths that can be interconnected, thus easily adapting to different spaces, and due to its small size it integrates easily into the architecture.

Luminaria empotrada equipada con fuente de luz LED. Especialmente diseñada para iluminación wall-washer, la Led Curtain incorpora lentes elípticas para una perfecta distribución luminosa. La familia Led Curtain cuenta con diferentes longitudes interconectables entre sí, haciendo que se adapte fácilmente a distintos espacios, y debido a sus reducidas dimensiones se integra fácilmente en la arquitectura.



Find out more at  
[flos.com/ledcurtain](https://flos.com/ledcurtain)




Cosín Showroom, Spain

## MOONLINE

Designed by Frank Sinnaeve and Stephan Gunst

Fully integrated architectural lighting offers unprecedented visual possibilities through Moonline. The profiles can be easily integrated at a minimum installation depth of only 5 cm. The almost infinite three-dimensional matching combinations offer unprecedented freedom to satisfy all creative ambitions.

Con Moonline, la iluminación arquitectónica totalmente integrada ofrece posibilidades visuales sin precedentes. Los perfiles se pueden integrar fácilmente en una profundidad de montaje mínima de sólo 5 cm. Las combinaciones tridimensionales casi infinitas ofrecen una libertad sin precedentes para satisfacer todas las ambiciones creativas.



Find out more at  
[flos.com/moonline](https://flos.com/moonline)



Flos Showroom, Spain



## IN-FINITY

Designed by Flos Architectural

For lighting professionals looking for the backbone of a lighting installation for an office or public space project, the In-Finity LED lighting system offers coherent solutions suitable for any kind of installation, with luminaires designed for use as a single light source or arranged in an infinite light line. In-Finity delivers visual comfort and energy efficiency, combining high performance with impeccable aesthetics and top quality construction. All project needs can be satisfied with combinations of the three profile widths, the various installation options (recessed trim and no trim, surface-mounted and suspended) and diffuse or concentrated glare-free light versions to meet ambient design requirements.

Para profesionales que buscan una instalación de iluminación principal para oficinas o espacios públicos, In-Finity es un sistema de iluminación LED que ofrece soluciones adecuadas para cualquier tipo de instalación, con luminarias diseñadas para ser utilizadas como fuente de luz puntual o como línea continua de luz. In-Finity no solo proporciona un cómodo y eficiente confort visual, sino que combina prestaciones de alta calidad y estética. Todas las necesidades de un proyecto pueden satisfacerse combinando las tres anchuras del perfil, las diferentes alternativas de instalación (empotrada trim y no trim, superficie y suspensión) y las versiones de luz difusa o concentrada para responder a los requisitos ambientales del diseño.

Modular profile for recessed installation. Available in three different sections (35, 70 and 100 mm). It can be adapted to any architectural environment thanks to its subtle and purely technical aesthetics. The profile's lighting emission can be customized thanks to the optional screens available for both diffuse and controlled light.

Perfil modular para instalación empotrada. Disponible en tres secciones diferentes (35, 70 y 100mm), puede ser adaptado a cualquier ambiente arquitectónico gracias a una estética esencial y puramente técnica. La emisión luminosa del perfil se puede personalizar gracias a las pantallas opcionales disponibles para luz difusa y luz controlada.



Find out more at  
[flos.com/infinity35](https://flos.com/infinity35)




Find out more at  
[flos.com/infinity70](https://flos.com/infinity70)




Find out more at  
[flos.com/infinity100](https://flos.com/infinity100)

### RECESSED



Porcelanosa Showroom,  
Spain



Fantini Showroom, Italy





Gomarco Headquarters,  
Spain

Modular profile for ceiling and wall installation. Available in three different sections (35, 70 and 100 mm). It can be adapted to any architectural environment thanks to its subtle and purely technical aesthetics. The profile's lighting emission can be customized thanks to the optional screens available for both diffuse and controlled light.

Perfil modular para instalación en techo y en pared. Disponible en tres secciones diferentes (35, 70 y 100mm), puede ser adaptado a cualquier ambiente arquitectónico gracias a una estética esencial y puramente técnica. La emisión luminosa del perfil se puede personalizar gracias a las pantallas opcionales disponibles para luz difusa y luz controlada.

#### SURFACE




Modular profile for suspension installation. Available in three different sections (35, 70 and 100 mm). It can be adapted to any architectural environment thanks to its subtle and purely technical aesthetics. The profile's lighting emission can be customized thanks to the optional screens available for both diffuse and controlled light.

Perfil modular para instalación en suspensión. Disponible en tres secciones diferentes (35, 70 y 100mm), puede ser adaptado a cualquier ambiente arquitectónico gracias a una estética esencial y puramente técnica. La emisión luminosa del perfil se puede personalizar gracias a las pantallas opcionales disponibles para luz difusa y luz controlada.

#### SUSPENSION



Fantini Showroom, Italy



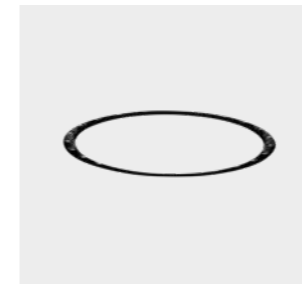
Sublime Store, Belgium

## CIRCLE OF LIGHT


Designed by Flos Architectural

Family of circular ceiling-mounted recessed luminaires, which are totally integrated owing to Soft Architecture technology. The Circle of Light is comprised of an outer frame made with composite that houses a metal structure. This, in turn, acts as support for the latest generation LED spotlights. Its lenses optimise the luminous performance of the luminaire together with anti-glare cones that guarantee high visual comfort.

Familia de luminarias circulares para empotrar en techo, que se integran totalmente gracias a la tecnología Soft Architecture. Circle of Light se compone de un marco exterior realizado en composite sobre el que se aloja una estructura metálica que sirve de soporte para los proyectores LED de última generación. Dispone de lentes que optimizan la eficiencia lumínica de la luminaria junto con conos anti deslumbramiento que garantizan un alto confort visual.



Find out more at  
[flos.com/circleoflight](https://flos.com/circleoflight)

Private Hall Entrance,  
Spain

## LIGHT CUT MINI


Designed by Flos Architectural

A structural system integrated into the architecture, which permits mounting direct and indirect lighting gear. The Light Cut Mini system can be equipped with latest generation LED spotlights, halogen spotlights or metal halide spotlights. The ambient lighting is available in fluorescent, LED and in RGB LED lamps.

Sistema estructural integrado en la arquitectura que permite la instalación tanto de equipos de iluminación directa como de equipos de iluminación indirecta. El sistema Light Cut Mini se puede equipar con proyectores LED de última generación, proyectores halógenos o proyectores de halogenuro metálico. La iluminación ambiental está disponible en fluorescencia, en LED y en LED RGB.



Find out more at  
[flos.com/lightcutmini](https://flos.com/lightcutmini)



Fantini Showroom, Italy

## SUPER FLAT

Designed by Flos Architectural


Family of general lighting luminaires (minimal visual impact thanks to their reduced profile) with direct and indirect light distribution. Equipped with LED lighting sources that supply an optimal flow of light, great visual comfort and minimising energy losses.

Familia de luminarias de iluminación general (de mínimo impacto gracias a su reducido perfil) con distribución luminosa directa e indirecta. Equipada con fuentes de iluminación LED que suministran un flujo luminoso óptimo y de gran confort visual permitiendo reducir al mínimo las pérdidas de energía.

### SUSPENSION



Find out more at [flos.com/superflat](https://flos.com/superflat)





Offices, Singapur



Defant's Club Gym, Italy

### SURFACE



Gruppo C14 Offices, Italy





Park 51, Belgium

## LIGHT BELL

Designed by Piero Lissoni

Suspended general lighting luminaire for indoor mounting. It has a high efficiency, latest generation LED light source and a low-loss technical thermoplastic diffuser. The luminaire reflector is made of spun aluminium, available in different patterns inside as well as outside and in transparent glass.

Luminaria suspendida de iluminación general para ser instalada en interiores. Cuenta con una fuente de luz LED de última generación de alta eficiencia y difusor realizado en termoplástico técnico de bajas pérdidas. El reflector de la luminaria está realizado en aluminio repulsado, disponible en distintos decorados tanto interiores como exteriores y cristal transparente.



Find out more at  
[flos.com/lightbell](https://flos.com/lightbell)



Havas, Belgium

## LED SQUAD

Designed by Flos Architectural

Surface-mounted family with high performance LED light source. The collection is comprised of linear LED strips mounted on extruded aluminium micro-profiles of different lengths, which can be interconnected. These light modules are combined with accent spotlights available in three optics.


Familia para ser instalada en superficie con fuente de luz LED de alto rendimiento. La familia se compone de tiras lineales de LED montadas sobre microperfiles de extrusión de aluminio de diferentes longitudes, conectables entre sí. Estos módulos de luz se combinan con proyectores de luz de acento disponibles en tres ópticas.

### LED SQUAD




Find out more at  
[flos.com/ledsquad](https://flos.com/ledsquad)

### LED SQUAD 1 / 2 SPOTS




Sublime Store, Belgium



Cocktail Bar, Spain

### LED SQUAD MINI



Mobitec, Belgium



Archispazio Offices, Italy

## THIN LED

Designed by Flos Architectural

Wall-mounted profile for indirect lighting. Essential and minimal for perfect integration into the surrounding architectural space. Thin, but with really high lighting performances. A unique device for even and spotless asymmetrical lighting.

Perfil de pared para iluminación indirecta. Mínimo y esencial para una perfecta integración en el entorno arquitectónico. De reducidas dimensiones pero con un alto rendimiento luminoso. Un aparato único para una iluminación asimétrica perfectamente uniforme.



Find out more at  
[flos.com/thinled](https://flos.com/thinled)





Hotel Colombo, Italy

## WALL SYSTEM


Designed by Antonio Citterio

Range of small, LED lighting devices designed for wall mounting. Any of the fittings in the range can be coupled, all being extremely small in size, with the single recessed standard casing containing the lamp's electronics.

Familia de aparatos de iluminación para instalaciones en pared. LED de pequeñas dimensiones. A una única caja estándar para empotrar que contiene los componentes electrónicos de la lámpara, se puede acoplar fácilmente cualquier aparato de la serie, todos son de reducidas dimensiones.



Find out more at  
[flos.com/wallsystem](https://flos.com/wallsystem)



## SOLID PURE


Designed by Knud Holscher



Find out more at  
[flos.com/solidpure](https://flos.com/solidpure)

Indoor spotlight programme for accent lighting, available in high power LED technology light sources. The large variety of LEDs, combined with the availability of a wide range of accessories, enable this family of products to adapt to any type of application, and in particular, to commercial premises, as well as highly professional facilities. The different light beam angles satisfy any lumino-technical requirement. Available in Dali version and with possibility of direct ceiling or track mounting. The singular track fixture system guarantees precision, versatility and facilitates use.


Programa de proyectores de interior para la iluminación de acento disponible en fuentes de luz de tecnología LED de alta potencia. La gran variedad de LEDs, combinada con la disponibilidad de una amplia gama de accesorios, hacen que esta familia de productos se adapte a todo tipo de aplicaciones, y en particular a locales comerciales, pasando por las instalaciones altamente profesionales. Las diferentes aperturas del haz luminoso permiten satisfacer cualquier exigencia luminotécnica. Disponible en versión Dali y con posibilidad de instalación en carril o directa a techo. El particular sistema de fijación en el carril garantiza precisión, versatilidad y facilita el uso.



TRACK



CEILING



## PURE

Designed by Knud Holscher


Indoor accent lighting projector. The family is suitable for any type of application thanks to its extensive set of accessories. The exclusive rail fixing system provides precision, versatility and ease of use.

Proyector para interiores y para iluminación de acento. La disponibilidad de un amplio juego de accesorios permite que esta familia se adapte a cualquier tipo de aplicación. El exclusivo sistema de fijación en carril aporta precisión, versatilidad y facilidad de uso.

### SPOT



Find out more at  
[flos.com/purespot](https://flos.com/purespot)




Adm Denim Store,  
Belgium

Indoor downlight for accent lighting. The flexibility of the removable optical body is ideal for commercial and residential areas, and even for highly professional uses such as museum exhibitions.

Downlight interior para iluminación de acento. La flexibilidad del cuerpo óptico extraíble es ideal para áreas comerciales y residenciales, y hasta para usos altamente profesionales como, por ejemplo, exhibiciones en museos.


### DOWNLIGHT



Find out more at  
[flos.com/puredownlight](https://flos.com/puredownlight)



Nathan Baume Store,  
Belgium



Val de Lasne, Belgium

## LIGHT SHOOTER


Designed By Flos Architectural

Thanks to its compact design and conical shape, it offers high visual comfort, easy installation and perfect architectural integration. The rotating Light Shooter also features a precise and reliable system for both rotation and tilt, even with the product already installed.


Gracias a su diseño compacto y su forma cónica, ofrece un alto confort visual, fácil instalación e integración arquitectónica perfecta. El Light Shooter giratorio también tiene un sistema preciso y fiable tanto para rotación como para inclinación, incluso con el producto ya instalado.



Find out more at  
[flos.com/lightshooter](https://flos.com/lightshooter)



Verdura Golf & Spa  
Resort, Italy





Sublime Store, Belgium

## LIGHT SUPPLY


Designed by Flos Architectural

High-power recessed elements with avant-garde LED modules. Compact size with maximum integration into the architecture. Comes in fixed, wall-washer and adjustable versions, with professional screening accessories.

Empotrables de alta potencia con módulos de LED de última generación. Tamaño compacto que supone la máxima integración en la arquitectura. Disponible en versiones fija, wall-washer y ajustable, también con accesorios profesionales de apantallamiento.



Find out more at  
[flos.com/lightsupply](https://flos.com/lightsupply)




Sublime Store, Belgium

## LIGHT SOLDIER


Designed by Flos Architectural

With its different downlight series, Flos is capable of satisfying the majority of professional lighting needs in services buildings and commercial premises as well as in the home, thanks to its wide range of lights that includes several sizes, different types of lamps and power ratings. It has high luminous performance and offers the possibility of protective shields that are able to satisfy any requirements that designers may have.

Con las distintas series de downlights, Flos puede satisfacer la mayor parte de las necesidades de iluminación profesional en edificios de servicios y locales comerciales, así como en el hogar; gracias a su amplia gama que incluye varios tamaños, diversos tipos de lámparas y potencias, con prestaciones lumínicas elevadas y posibilidad de diferentes pantallas protectoras capaces de satisfacer cualquier petición que el diseñador realice.



Find out more at  
[flos.com/lightsoldier](https://flos.com/lightsoldier)

Marqués De La Ensenada  
Hotel, Spain



# JOHNNY

Designed by Flos Architectural




Find out more at  
flos.com/johnny

Versatile projector thanks to the two available sizes and the great variety of installation possibilities. Possibility of maximum integration in the recessed version, or of a stronger aesthetic presence in the semi-recessed versions with exclusive finishes. Fitted with a mechanical rotation system that ensures efficiency, integration and stability over time. Includes different versions for a fast frame-free installation with the Fast&Perfect system.



Proyector versátil gracias a los dos tamaños disponibles y a la gran variedad de posibilidades de instalación. Posibilidad de máxima integración en la versión empotrada, o de mayor presencia estética en las versiones semi-empotradas con acabados en materiales exclusivos. Dotado de sistema mecánico de rotación que garantiza su eficiencia, integración y estabilidad en el tiempo. Incluye versiones para instalación rápida sin marco con nuestro sistema Fast&Perfect.



ROUND 80 RECESSED



ROUND 120 RECESSED



Johnny 80 / Johnny 80 Semi-recessed: with the tilt orientation system the spotlight head can be pulled and tilted in the desired direction.

Johnny 80 / Johnny 80 Semi-empotrado: sistema de orientación basculante que permite sacar la cabeza del proyector para su correcta orientación.

Box for semi-embedded installation. Available with cement, teak, white or black finishes, according to the versions.

Box para instalación semi-empotrada. Disponible en acabados cemento, teca, blanco o negro según las versiones.

#### SQUARE 80 RECESSED



#### SQUARE 80 SEMI-RECESSED



Johnny 120 / Johnny 120 Semi-recessed: a mechanic orientation system that enables pulling the head out of the projector for a correct orientation.

Johnny 120 / Johnny 120 Semi-empotrado: sistema de orientación mecánico que permite sacar la cabeza del proyector para su correcta orientación.


Box for semi-embedded installation. Available with cement, teak, white or black finishes, according to the versions.

Box para instalación semi-empotrada. Disponible en acabados cemento, teca, blanco o negro según las versiones.

#### SQUARE 120 RECESSED



#### SQUARE 120 SEMI-RECESSED




## COMPASS BOX

Designed by Flos Architectural


Family of directable lighting devices for surface and recessed installations. Designed for the latest generation halogen and LED lamps. The wide variety of finishes available also make the Compass Box stand out as an additional decoration tool.

Familia de aparatos de iluminación orientables para instalaciones de superficie y empotrados. Predispuestos para lámparas halógenas y LEDs de última generación. La gran variedad de acabados disponibles, hacen que el Compass Box destaque también como un útil complemento en la decoración.


### RECESSED 1L / 2L



Find out more at [flos.com/compassboxrecessed](https://flos.com/compassboxrecessed)




### SURFACE 1L / 2L / 4L / 4L SQUARE




Find out more at [flos.com/compassbox](https://flos.com/compassbox)



Hotel Arancio Amaro, Italy



Hotel Brooklyn, New York

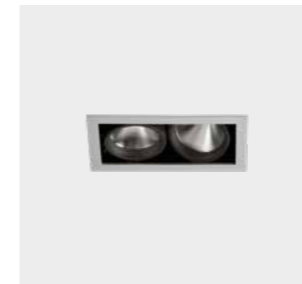


## BATTERY


Designed By F. A. Porsche

Family of recessed lighting devices, offered in different-sized modules, Trim and Non-Trim, becoming a solution that is integrated into the environment to provide efficient and versatile accent lighting.

Familia de aparatos de iluminación empotrables, disponibles en módulos de diversas dimensiones, Trim y No Trim, que representan soluciones integradas en el ambiente para una iluminación de acento eficaz y versátil.



Find out more at [flos.com/battery](http://flos.com/battery)



Ora Hotel, Italy

## MICRO BATTERY


Designed by F. A. Porsche

Recessed indoor luminaire, adjustable or fixed. Die-cast aluminum adjustable lamp-support with black powder-coated finish. Adjustable versions can be swivelled 40° in any direction.

Luminaria empotrable para ser instalada en interiores, en las versiones orientable o fija. Cuerpo inclinable de soporte de la lámpara de aluminio inyectado a presión y acabado pintado negro con barniz en polvo. La versión basculante puede ser orientada 40° en cualquier dirección.



Find out more at [flos.com/microbattery](http://flos.com/microbattery)



Gruppo C14 Offices, Italy

## WAN

Designed by Johanna Grawunder

Family of lighting devices whose shape is inspired by the Japanese culture: in fact, "wan" means "cup" but in a figurative sense it is understood as a "life container". Two versions: one spot, equipped with a special beam directional system and a second one for recessed systems. Available with halogen or metal halide lamps to adapt to different situations, either in residential or professional sectors. Also available with the new LED lamp.

Familia de aparatos de iluminación cuya forma está inspirada en la cultura japonesa: "wan" de hecho significa taza, entendido en sentido figurado como "contenedor de la vida". Dos versiones: una spot, equipada de un especial sistema de orientación del haz luminoso, y otra empotrable. Disponible con lámparas halógenas o halogenuros metálicos para adaptarse a diversas situaciones, tanto en el ámbito residencial como en el profesional. También disponible con la nueva lámpara LED.




Private House, Italy

## SPOT



Find out more at  
[flos.com/wanspot](https://flos.com/wanspot)



Private House, Italy

## DOWNLIGHT



Find out more at  
[flos.com/wandownlight](https://flos.com/wandownlight)



Private House, U.K.

## ANTHONY DOWNLIGHT

Designed by Flos Architectural

With its different downlight series, Flos is capable of satisfying the majority of professional lighting needs in services buildings and commercial premises as well as in the home, thanks to its wide range of lights that includes several sizes, different types of lamps and power ratings. It has high luminous performance and offers the possibility of protective shields that are able to satisfy any requirements that designers may have.

Con las distintas series de downlights, Flos puede satisfacer la mayor parte de las necesidades de iluminación profesional en edificios de servicios y locales comerciales, así como en el hogar; gracias a su amplia gama que incluye varios tamaños, diversos tipos de lámparas y potencias, con prestaciones lumínicas elevadas y posibilidad de diferentes pantallas protectoras capaces de satisfacer cualquier petición que el diseñador realice.



Find out more at [flos.com/anthonydownlight](https://flos.com/anthonydownlight)



## COMPASS


Designed by Flos Architectural


Recessed in ceiling program available in fixed and rotary versions. The optical unit rotates 360° on the vertical axis and +/- 40° on the horizontal axis. Complete accessory kit with dedicated filters and anti-glare screens.

Programa empotrado en el techo disponible en versión fija y giratoria. La unidad óptica gira 360° en el eje vertical y +/- 40° en el eje horizontal. Kit completo de accesorios con filtros específicos y pantallas antideslumbrantes.



Find out more at [flos.com/compass](https://flos.com/compass)






## DECOFIX

Designed by Flos Architectural


Fixed embedded LED light fixtures with 1 and 2 lights. Great visual comfort due to rear position of light source. Available in square and round versions in a matt white and black finish.

Luminarias empotrables LED fijas de 1 y 2 luces. Ofrece un alto confort visual debido a la posición retrasada de la fuente de luz. Disponibles en versiones cuadradas y redondas en acabado blanco y negro mate.

### ROUND 1L / 2L



Find out more at [flos.com/decofix](https://flos.com/decofix)



All versions have interchangeable screening cylinders in 3 colours: black, gold or silver, incorporated into the light fixture. With a plastic diffuser to enhance light uniformity and improve visual comfort, incorporated into the light fixture.

Todas la versiones disponen de cilindro apantallador en 3 colores: negro, oro o plata intercambiables entre sí, incluidos dentro de la luminaria. Incorpora además, un difusor realizado en plástico que mejora la uniformidad de la luz y mejora el confort visual, incluido en la luminaria.

### SQUARE 1L / 2L




## G-O


Designed by Jorge Herrera

Recessed luminaire with IP65 protection degree for indoors/outdoors use. Equipped with latest generation LED, G-O is especially designed as bollard lighting for pathways or steps. It is available in white, aluminium, stainless steel, bronze and black finishes. The optical equipment can transmit warm white or amber light thanks to the coloured diffusers on the inside.

Luminaria empotrada con grado de protección IP65 para uso interior/exterior. Equipada con LED de última generación, G-O está especialmente concebido para servir de señalización a lo largo de caminos de paso o escaleras. Está disponible en los acabados blanco, aluminio, acero inoxidable, bronce y negro. El equipo óptico puede emitir luz blanca cálida o ámbar gracias a los difusores coloreados de su interior.



Find out more at [flos.com/go](https://flos.com/go)




Montenapoleone Vip Lounge, Italy

## THEBLOCKOFLIGHT

Designed by Jorge Herrera

Recessed signage luminaire. Perfect for indoors/outdoors thanks to its IP65 protection degree. TheBlockofLight has a latest generation Power LED and an opal diffuser for optimal light distribution.


Luminaria empotrada de señalización. Perfecta para interiores/exteriores gracias a su grado de protección IP65. TheBlockofLight cuenta con un Power LED de última generación y un difusor opal que hace que la distribución luminosa sea óptima.



Find out more at [flos.com/theblockoflight](https://flos.com/theblockoflight)



Music Conservatory, Spain








Central Restaurant, Peru

## GIANO


Designed by Flos Architectural

The Giano recessed luminaires, with IP65 protection degree, are equipped with LED light sources and they project light at an angle of less than 15°, approximately, below the horizontal plane. In this way, they act as floor washers, ideal for lighting corridors in both indoor and outdoor facilities, terraces, driveways or housing estates.

Las luminarias empotradas Giano, con un grado de protección IP65, están equipadas con fuentes de luz LED y proyectan luz por debajo de un ángulo de aprox. 15° por debajo de la horizontal. De esta forma, se convierten en verdaderos bañadores ideales para iluminar de una forma selectiva tanto pasillos y corredores en instalaciones de interior/exterior, terrazas, patios, caminos de acceso a garajes o urbanizaciones.



Find out more at [flos.com/giano](https://flos.com/giano)



Flos Showroom, Italy

## BOX / MINI BOX


Designed by Piero Lissoni

Family of devices for recessed wall mounting with asymmetric light designed to guarantee a high performance in every situation. The new versions have been equipped with latest generation LED lamps. A new recessing device is available for perfect surface-mounting.

Familia de aparatos para empotrar en la pared con luz asimétrica estudiada para garantizar un alto rendimiento en cualquier situación de uso. Las nuevas versiones han sido equipadas con lámparas LED de última generación. Disponible un nuevo accesorio de empotramiento para obtener una instalación perfecta en el interior de la superficie.



Find out more at [flos.com/box](https://flos.com/box)



Museo Colón, Spain

# SOFT ARCHITECTURE

Wall Rupture, Softprofile, Kapprofile, Juncos,  
Wall Piercing, Soft Spun, Abajourd'Hui, Usl Pluto,  
Apps, Uso, Uso Cove Lighting, G-O In, Teardrop,  
Round, Square & Vertical Light, Usb Round &  
Square, Uso Boob, Usl Out, Usl 900 Disk.



A NATURAL FUSION OF SUBSTANCE AND ENERGY, BETWEEN LIGHT AND ARCHITECTURE  
 UNA FUSIÓN NATURAL ENTRE MATERIA Y ENERGÍA, ENTRE LA LUZ Y LA ARQUITECTURA

Loving light and architecture, melting them in the most creative solutions, looking for the most advanced, lighting and technical aims and fully respecting the environment: Flos Soft-Architecture is the new philosophy to live poetically the fusion of substance and energy.

Amar la luz y la arquitectura, fundirlas con las soluciones más creativas, teniendo como objetivo la búsqueda de las técnicas de iluminación más avanzadas dentro del total respeto del ambiente: Flos Soft-Architecture es una nueva filosofía para vivir poéticamente la fusión entre materia y energía.

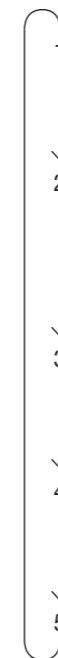
Respecting nature and its balance understanding its value and being inspired by its perfection: Flos Soft-Architecture is the result of an in-depth lighting and technical research on the use of eco-friendly materials (certification Cradle to Cradle) with a low impact on the environment.

Respetar la naturaleza y su equilibrio, comprender su importancia y sacar inspiración de su perfección: Flos Soft-Architecture es el fruto de una profunda búsqueda sobre el uso de los materiales eco-compatibles (certificación Cradle to Cradle) de bajo impacto ambiental.

Flos Soft-Architecture is a perfect fusion of substance and energy and benefits of the most advanced energy saving sources (LED, Remote Phosphor LED, Power LED, cold cathode, compact fluorescent, halogens, IRC/ES) in order to grant a perfect integration of light, architecture and nature.

Unión perfecta de materia y energía, Flos Soft-Architecture utiliza las más avanzadas fuentes para el ahorro de energía (LED, LED a fósforo remoto, power LED, cátodo frío, fluorescencia compacta, halógena, IRC/ES) con el fin de garantizar una síntesis perfecta entre luz, arquitectura y naturaleza.

CRADLE TO CRADLE



1 "Respecting Nature and its Balance".  
 "Respeto por la Naturaleza y su Equilibrio".

2 Soft Architecture Manufacturing.  
 Producción de Soft Architecture.

3 Sustainable Lifecycle.  
 Ciclo de Vida Sostenible.

4 Relocation with no Environmental Impact.  
 Reciclaje sin Impacto Ambiental.

5 Sale and Installation.  
 Venta e Instalación.


**UNDER-COVER**  
 technology



In the Flos Architectural factory, traditional techniques and pioneering formulas blend together to create products that have never before existed. Making use of an innovative plaster composition, our Soft Architecture series of seamless lighting appliances comes to life through the hands of skilled local artisans. Respecting the principles of Cradle-to-Cradle design, Flos Soft Architecture is a great example of contemporary, waste-free manufacturing, modelled by nature's very own processes.



En la fábrica de Flos Architectural, las técnicas tradicionales y las fórmulas pioneras se unen para crear productos completamente nuevos. Gracias a una composición innovadora de yeso, nuestra línea Soft Architecture de aplicaciones de iluminación integrada cobra vida a partir de las manos de nuestros talentosos artesanos locales. Respetando los principios del diseño ecológico "Cradle-to-Cradle", Soft Architecture de Flos es un magnífico ejemplo de producción contemporánea sin residuos, modelada por la misma naturaleza del proceso.





## WALL RUPTURE


Designed by Thierry Dreyfus

Wall Rupture is an invisible luminaire made of Soft Composite. The effect is like a secret fold in the wall that conceals the irregular relief of the earth. Available in gold and silver. It incorporates LED strips with different colour temperatures: 2700K (gold version) or 5000K (silver version).

Wall Rupture es una luminaria invisible realizada en Soft Composite. El efecto es como de un pliegue secreto en la pared que oculta el relieve irregular de la tierra. Disponible en color oro y plata. Incorpora tiras de LED con diferentes temperaturas de color: 2700K (versión decorado oro) ó 5000K (versión decorado plata).



Expo Valle d'Aosta, Milan



Starhotels E.c.h.o. Hotel,  
Italy



Find out more at  
[flos.com/wallrupture](https://flos.com/wallrupture)



## SOFTPROFILE SMOOTH


Designed by Flos Soft Architecture

Thanks to the Soft Composite technology the profiles become perfectly integrated into the architectural space. There are three versions: the Smooth version characterised by its plain profile, the Starck version whose profile is inspired by the Long & Hard lamp, and the Wanders version with profile inspired by the Sky Garden lamp. All three versions can be ceiling and wall mounted.

Mediante la tecnología Soft Composite los perfiles se integran perfectamente en el espacio arquitectural. Existen tres versiones: la versión Smooth caracterizada por tener un perfil liso, la versión Starck cuyo perfil está inspirado en la lámpara Long & Hard, y la versión Wanders con perfil inspirado en la lámpara Sky Garden. Las tres versiones pueden ser instaladas tanto a techo como a pared.



Find out more at  
[flos.com/softprofilessmooth](https://flos.com/softprofilessmooth)



## SOFTPROFILE DECO

Designed by Philippe Starck / Marcel Wanders


### DECO STARCK



### DECO WANDERS



Find out more at  
[flos.com/softprofiledeco](https://flos.com/softprofiledeco)

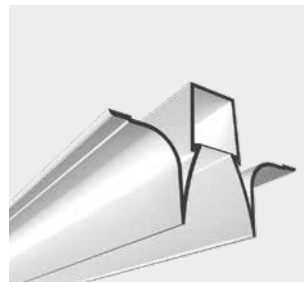


## KAPPROFILE

Designed by Thierry Dreyfus

General direct light lighting system. Comprised of Soft Composite modules that permit ceiling mounting and which house fluorescent lighting modules, thus guaranteeing uniform, shadow-free lighting. Inspired by the Flos architectural Kap luminaire. The inside of the Kaprofile can be painted, offering different décors.


Sistema de iluminación de luz directa general. Formado por módulos de Soft Composite que permiten su instalación en techo y que alojan en su interior módulos de iluminación de fluorescencia que garantizan una iluminación uniforme y sin sombras. Inspirado en la luminaria Kap de Flos arquitectural. El interior del Kaprofile puede ser pintado, ofreciendo distintos decorados.



Find out more at  
[flos.com/kaprofile](https://flos.com/kaprofile)



Studio Legale Trevisan,  
Milan





## JUNCOS

Designed by Flos Soft Architecture


Luminaire inspired by 'bunches of reeds' hovering over the water surface. With a high power LED, the tube can be tilted and inserted or removed from the ceiling to direct the beam of light and create the desired artistic composition.

Luminaria inspirada en los grupos de juncos que asoman por la superficie del agua. Con un LED de alta potencia, el tubo se puede bascular e introducir o sacar del techo para orientar el haz de luz y crear la composición deseada.

JUNCOS 1L




JUNCOS 6L




JUNCOS 250 mm



JUNCOS 3L




JUNCOS 9L



JUNCOS 400 mm



Find out more at  
[flos.com/juncos](https://flos.com/juncos)



Klaarchitectuur Offices,  
Belgium



## WALL PIERCING

Designed by Ron Gilad

LED wall lamp designed for minimal visual impact integrated into wall. Flush-mounted on plasterboard wall. Aluminium ring with polycarbonate diffuser. Fast electrical installation with female connectors and plastic hooks for easy installation.

Lámpara LED de pared diseñada para un mínimo impacto visual integrada en la pared. Instalación enrasada a pared de yeso o escayola. Aro realizado en aluminio con difusor de policarbonato. Instalación eléctrica rápida con conectores hembra y ganchos de plástico para una fácil instalación.


WALL PIERCING 1X




WALL PIERCING 2X



WALL PIERCING 4X



Find out more at  
[flos.com/wallpiercing](https://flos.com/wallpiercing)




## SOFT SPUN

Designed by Sebastian Wromg

Lamp designed for minimal visual impact that is flush mounted to plasterboard walls. Available with halogen light sources connected directly to mains, fluorescent and LED light sources. All of them include opal safety glass.

Lámpara diseñada para un mínimo impacto visual que se instala enrasada a pared de placas de yeso o escayola. Disponible con fuentes de luz halógena directa a red, fluorescente y LED. Todas ellas incluyen cristal de seguridad ópalo.


### SMALL



### LARGE



Find out more at  
[flos.com/softspun](https://flos.com/softspun)





Private House, Netherlands

## ABAJOURD'HUI

Designed by Flos Soft Architecture

Lamp designed for minimal visual impact that is flush mounted to plasterboard walls. Available with halogen light sources connected directly to mains, fluorescent and LED light sources. All of them include opal safety glass.


Lámpara diseñada para un mínimo impacto visual que se instala enrasada a pared de placas de yeso o escayola. Disponible con fuentes de luz halógena directa a red, fluorescente y LED. Todas ellas incluyen cristal de seguridad ópalo.

### SMALL




Verbano Hotel, Italy

### LARGE



Find out more at  
[flos.com/abajourd'hui](https://flos.com/abajourd'hui)



Beau Riage Hotel, France

## USL PLUTO

Designed by Sebastian Wromg

The USL Pluto luminous group encompasses a series of suspended luminaires for indoor use, made of Soft Composite. It offers great versatility as, depending on models, they can incorporate both ambient light sources and accent light sources.

El grupo lumínico USL Pluto engloba un conjunto de luminarias en suspensión para interiores realizadas en Soft Composite. Ofrece gran versatilidad ya que, según modelos, pueden incorporar tanto fuentes de luz ambiental como de acento.

### USL 100 PLUTO



Cegeka Headquarters,  
Belgium


### USL 200 PLUTO



Find out more at  
[flos.com/uslpluto](https://flos.com/uslpluto)



Private House, Spain




Catania Calcio Headquarters,  
Italy

## APPS


Designed by Jorge Herrera

Wall luminaire with minimal visual impact for the signage of spaces with LED light sources. Completely customisable, it is also available in emergency version. Indirect perimeter light, available in three colours: white, orange and violet.


Luminaria de pared con un mínimo impacto visual para la señalización de espacios con fuentes de luz LED. Completamente customizable, también está disponible en versión de emergencia. Luz indirecta perimetral disponible en tres colores: blanco, naranja y violeta.



Find out more at  
[flos.com/apps](https://flos.com/apps)



Fios Showroom, Italy



Pepe Cabrera Showroom,  
Spain



Private House, Geneva

## USO

Designed by Flos Soft Architecture


Family of luminaires manufactured with Soft Composite technology and designed to house FLOS architectural project. Available in several sizes and shapes, as well as in 1L and 2L versions, the Uso family offers a wide variety of lighting solutions, always guaranteeing total integration into the architectural space.

Familia de luminarias realizadas con la tecnología Soft Composite e ideadas para albergar proyectos de FLOS arquitectural. Disponible en varios tamaños y formas así como en versión 1L y 2L, la familia Uso ofrece una gran variedad de soluciones de iluminación, asegurando siempre la total integración en el espacio arquitectural.

USO 332




USO KAP 105/145



USO 700/800



USO 1000



USO 1400



Find out more at  
[flos.com/uso](https://flos.com/uso)

## USO COVE LIGHTING

Designed by Flos Soft Architecture

Family of luminaires manufactured with Soft Composite technology and designed to house FLOS architectural project. Available in several sizes and shapes, as well as in 1L and 2L versions, the Uso family offers a wide variety of lighting solutions, always guaranteeing total integration into the architectural space.

Familia de luminarias realizadas con la tecnología Soft Composite e ideadas para albergar proyectos de FLOS arquitectural. Disponible en varios tamaños y formas así como en versión 1L y 2L, la familia Uso ofrece una gran variedad de soluciones de iluminación, asegurando siempre la total integración en el espacio arquitectural.

USO 900 COVE LIGHTING



USO 1700 COVE LIGHTING



USO 2200 COVE LIGHTING



USO 2500 COVE LIGHTING



USO 100 50 COVE LIGHTING



USO 140 90 COVE LIGHTING



Find out more at  
[flos.com/usocovelighting](https://flos.com/usocovelighting)



Daniela Hotel, Italy



**G-O IN**



Designed by Jorge Herrera

LED wall luminaire, specifically designed for indoor signage of corridors, stairs, etc. Fitting combined with Soft Composite technology integrates perfectly into the architecture. Available with white, amber or blue light depending on the needs of the lighting project.


Luminaria LED para pared, específicamente diseñada para la señalización de interiores tales como pasillos, escaleras, etc. Diseñada en tecnología Soft Composite, se integra perfectamente en el espacio arquitectural. Disponible en luz blanca, ámbar o azul, según necesidades del proyecto de iluminación.



Find out more at  
[flos.com/goin](https://flos.com/goin)



Private House, Holland




Private House, Netherlands

## TEARDROP

Designed by Calvi Brambilla

Round downlight available in several diameters designed for minimal visual impact made of plaster. The light source is installed in a deep position, to achieve high visual comfort. Plasterboard ceiling-mounting.

Downlight redondo disponible en varios diámetros diseñado para un mínimo impacto visual realizado en escayola. La fuente de luz queda instalada en una posición profunda, para conseguir un alto confort visual. Instalación en techo realizado con placas de yeso o escayola.



Find out more at  
[fios.com/teardrop](https://fios.com/teardrop)



## ROUND, SQUARE & VERTICAL LIGHT

Designed by Flos Soft Architecture


Recessed light fitting for interior wall and ceiling mounting. Available in round/square/rectangular versions. Designed to blend in with the surroundings and generate minimal visual impact, the Round, Square & Vertical Light family incorporates a screen on the inside as well as diffuser polycarbonate lens.

Aparato de iluminación empotrable para instalación en pared/techo de interiores. Disponible en versión redondo/cuadrado/rectangular. Diseñado para fundirse con el entorno y generar un mínimo impacto visual, la familia Round, Square & Vertical Light incorpora una pantalla integrada en su interior y una lente difusora realizada en policarbonato.

### ROUND



Find out more at [flos.com/roundlight](https://flos.com/roundlight)



### SQUARE






Find out more at [flos.com/squarelight](https://flos.com/squarelight)

### VERTICAL



Find out more at [flos.com/verticallight](https://flos.com/verticallight)





## USB ROUND & SQUARE

Designed by Flos Soft Architecture

Programme of recessed downlight luminaires for minimal visual impact. Apart from being available in round and square versions, Usb Round & Square is in one and two light versions and in wall-washer version.

Programa de luminarias downlight empotradas diseñadas para un mínimo impacto visual. Además de estar disponibles en versión redonda y en versión cuadrada, Usb Round & Square están en versión de una y dos luces y en versión wall-washer.

ROUND 1L



ROUND 2L



Find out more at  
[flos.com/usround](https://flos.com/usround)

SQUARE 1L



SQUARE 2L



Find out more at  
[flos.com/usbsquare](https://flos.com/usbsquare)



Private House, Geneva


## USO BOOB

Designed by Flos Soft Architecture

Lighting made of Soft Composite inspired by the geometry of an inverted volcano. Available in two sizes and in 1/2 spot version. Uso Boob is specifically designed to house Flos architectural products.

Iluminación realizada en Soft Composite inspirada en la geometría de un volcán invertido. Disponible en dos tamaños y en versión 1/2 focos. Uso Boob está específicamente diseñado para albergar los productos Flos arquitectural.

USO BOOB 1L



USO BOOB 2L



Find out more at  
[flos.com/usoboob](https://flos.com/usoboob)

## USL OUT


Designed by Flos Soft Architecture

Usl Out is a luminaire made with Soft Composite technology and tapered shape. As it is designed to install different types of FLOS architectural spotlights, Usl Out offers solutions for both ambient and accent lighting.

Usl Out es una luminaria realizada con la tecnología Soft Composite con forma cónica. Al estar diseñada para instalar diversas tipologías de proyectores de FLOS arquitectural, Usl Out ofrece soluciones tanto para iluminación ambiental como de acento.



Find out more at  
[flos.com/usl6031](https://flos.com/usl6031)





111 Hotel, France

## USL 900 DISK


Designed by Flos Soft Architecture

With the Usl 900 Disk, Flos offers a solution for ambient lighting, using Soft Composite technology. Existing with fluorescent, cold cathode, white LED and RGB LED light source.

Con el Usl 900 Disk, Flos ofrece una solución para la iluminación ambiental utilizando la tecnología Soft Composite. Existente con fuente de luz de fluorescencia, de cátodo frío, de LED Blanco y de LED RGB.



Find out more at  
[flos.com/usl900disk](https://flos.com/usl900disk)



Private House, Spain

## DISTRIBUTION

BELGIUM  
AND LUXEMBOURG  
Flos Belux  
M +32 474 739 080  
flosbelux@flos.com

NORWAY  
Drammensveien 120  
0277 Oslo - Norway  
Tel +47 (0) 2212 86 00  
Fax +47 (0) 2212 86 08  
info@flos.no

SWEDEN  
Flos Scandinavia A/S  
Karlapan Lützengatan 1  
S-115-20  
Tel +46 (0) 8 660 4405  
Fax +46 (0) 8 660 7005  
info@flos.se

DENMARK  
Flos Scandinavia A/S  
Sydhavnsgade 28  
DK-2450 København SV  
Tel +45 (0) 3388 60 00  
Fax +45 (0) 3388 60 10  
info@flos.dk

THE NETHERLANDS  
Flos BV  
Cruquiusweg 109S  
1019 AG Amsterdam  
Tel +31 (0) 20 560 50 60  
Fax +31 (0) 20 560 50 70  
flosnetherlands@flos.com

FRANCE  
Flos France  
20-22, Passage Dauphine  
75006 Paris  
Tel +33 (0) 1 40 64 17 44  
flos.france@flos.com

AUSTRIA - GERMANY  
SWITZERLAND  
Flos GmbH  
Obermünsterstraße 18  
93047 Regensburg,  
Germany  
Tel +49 941 630837 00  
Fax +49 941 630837 60  
info@flos-gmbh.de

UNITED KINGDOM  
Atrium Ltd.  
28 Leonard Street  
EC2A 4BY London  
Tel +44 (0) 20 7681 9933  
Fax +44 (0) 20 7681 9943  
flos@atrium.ltd.uk

UNITED KINGDOM  
International Projects UK  
Division  
Tel +44 (0) 20 7681 9933  
flos.international@flos.com

JAPAN  
Flos Co., Ltd.  
PMC Building 9F  
1-23-5 Higashiazabu  
Minato-Ku Tokyo 104-0044  
Tel +81 (0) 3 3582 1468  
Fax +81 (0) 3 3582 097  
flosjapan@flosjapan.com

ASIA PACIFIC  
Flos Representative Office  
1, Commonwealth Lane  
#08-12, 149544 Singapore  
Tel +65 (0) 6372 1495  
Fax +65 (0) 6372 7607  
flosasia@flos.com

CHINA  
Flos Illumination  
(Shanghai) Co. Ltd.  
Unit 101, Floor 1,  
Building B9  
No. 800 of Chang De road  
Jing An District, Shanghai,  
200040, China  
Tel: 86 021 62176187  
floschina@flos.com

LATIN AMERICA  
Flos LatAm  
M +52 55 6960 1772  
flos.latinamerica@flos.com

INDIA  
Flos Representative Office  
1, Commonwealth Lane  
#08-12, 149544 Singapore  
Tel +65 (0) 6372 1495  
Fax +65 (0) 6372 7607  
flosindia@flos.com

U.S.A.  
Flos USA Inc.  
110 York Street - 5th Floor  
Brooklyn, NY 11201  
Tel +1 (718) 875-3472  
Fax +1 (718) 875-3473  
info@flosusa.com

MIDDLE EAST  
Flos Middle East  
Dubai Design District  
Dubai, United Arab  
Emirates  
Tel +971 54 3567356  
flosme@flos.com

HONG KONG  
M +852 9307 3713  
flosasia@flos.com

## SHOWROOMS

STOCKHOLM  
Karlapan Lützengatan 1  
S-115-20  
Tel +46 (0) 8 660 4405  
Fax +46 (0) 8 660 7005  
info@flos.se

COPENHAGEN  
Sydhavnsgade 28  
DK-2450 København SV  
Tel +45 (0) 3388 60 00  
Fax +45 (0) 3388 60 10  
info@flos.dk

AMSTERDAM  
Cruquiusweg 109S  
1019 AG Amsterdam  
The Netherlands  
Unit +31 (0) 20 560 50 60  
Fax +31 (0) 20 560 50 70  
info@flosmail.nl

OSLO  
Drammensveien 120  
0277 Oslo - Norway  
Tel +47 (0) 2212 86 00  
Fax +47 (0) 2212 86 08  
info@flos.no

MILANO  
Corso Monforte, 15  
20122 Milano  
Tel +39 02 79 84 57  
Fax +39 02 89 78 56 41  
contract.milano@flos.com

PARIS  
20-22, Passage Dauphine  
75006 Paris  
Tel +33 (0) 1 40 64 17 44  
flos.france@flos.com

TOKYO  
PMC Building 9F  
1-23-5 Higashiazabu  
Minato-Ku  
Tokyo 104-0044  
Tel +81 (0) 3 35 82 14 68  
Fax +81 (0) 3 55 75 70 87  
info@flosjapan.com

## FLAGSHIP STORES

MILANO  
Corso Monforte, 9  
20122- Milano  
Tel +39 02 37011080  
Fax +39 02 780833  
flosmilano@flos.com

ROMA  
Via del Babuino, 85  
00187 - Roma  
Tel +39 06 3207631  
Fax +39 06 3207690  
flosroma@flos.com

NEW YORK  
152 Greene Street  
NY 10012  
Tel +1 212 941 4760  
Fax +1 212 941 4763  
info@flosusa.com

PARIS  
15, rue de Bourgogne  
75007 - Paris  
Tel +33 (0) 1 53 85 49 93  
Fax +33 (0) 1 53 85 49 99  
shop@flos.fr

LYON  
17 rue Jarente  
69002 - Lyon  
Tel +33 478621301  
Fax +33 478622119  
lyon@flos.fr

STOCKHOLM  
Karlapan Lützengatan 1  
S-115-20  
Tel +46 (0) 8 660 4405  
Fax +46 (0) 8 660 7005  
info@flos.se

## CONTACT

ITALY  
Flos Spa  
Via Angelo Faini, 2  
25073 Bovezzo (Brescia)  
Tel +39 0302438.1  
Fax +39 0302438.250  
info@flos.com

SPAIN  
Antares Iluminación S.A.U.  
Calle Mallorca, 1  
Polígono Industrial Reva  
46394 Ribarroja (Valencia)  
Tel +34 96 166 95 20  
Fax +34 96 166 82 86  
flos.architectural@flos.com

IN-PLACE  
PHOTOGRAPHY

Adam Letch  
Adrian Houston  
Aleš Jungmann  
Anarchitect I  
Andrew Krucko  
Andrew Latreille  
Andy Spain  
Andy Stagg  
Ángel Rosique  
Photography  
B2Ai – fotograaf Bart  
Heijns  
Beeldpunt  
Bernard Andre  
BIS images  
Boys Plays Nice  
Bruno Rondinelli  
C. Taylor Crothers (CTC)  
Celine de Gussem  
Cesare Chimenti  
Chiel de Nooyer  
Connie Zhou  
CTC Creative  
David Frutos  
Diana di Nitto  
EK Yap Creative &  
Photography  
Erlantz Biderbost  
Eugeni Pons  
Fabio Gambina  
Federica Cartlet  
Federico Torra  
Fernando Alda  
Francesco Caredda  
Fraser Marsden  
Frederik Vercruysse  
Germán Cabo  
Germano Borrelli  
Gionata Xerra  
Héctor Santos  
Jabali Studio

Javier Orive  
Jesús Granada  
Joao Morgado  
Julian Walter  
Killian O'Sullivan  
Kris Dekeijser  
LevaSaudargaite  
Liesbeth Goudenhooff  
Lindman Photography AB  
Matt Chisnall  
MaxRommel  
MCM and The Estee  
Lauder Companies UK &  
Ireland  
Michel Giesbrecht &  
Studio Bouroullec  
Moriq interiors and Design  
Consultans  
Olivier Baco  
Pere Peris  
PIAGGIO Fast Forward  
RBA / Eugeni Pons  
RBA ImagesBIS images  
Roland Halbe  
Rubén P. Bescós  
Santi Caleca  
Schwarz – Licht  
Shuhe  
Simona Rota  
Simone Bossi  
Studio Moost / Studio  
Tomorrow  
Tamas Bujnovszky / BE  
LIGHT!  
Tommaso Sartori  
Valerie Clarysse / Beelpunt  
Photography  
Victoria Muñoz  
VIEW / Andy Stagg  
VIEW / Ed Reeve  
VIEW / Francesco Russo  
Woo-Jin Park

## CREDITS

ART DIRECTION  
Apartamento Studios

GRAPHIC DESIGN  
Apartamento Studios

PHOTO INTEGRATION  
Mozing Studio  
Jorge Herrera Studio

PHOTO PRODUCT  
Piero Fasanotto  
Alessandro Lourenço

LAYOUT  
Flos Architectural Team

EDITION  
March 2020  
Copyright © Flos 2020  
All rights reserved

PRINTED BY  
Graficart Arti Grafiche S.r.l.  
Treviso - Italy



ACKNOWLEDGEMENTS

05AM Arqtes	Jorge Herrera	Versace
Alex March	Kitoko	Viccarbe
Alfons & Damian	Klaarchitectuur Offices	Victor Bergnes
Anarchitect	Kvadrat	Victoria Beckham
Andreu World	Lardini	VIEW Pictures Ltd / Alamy
Arassociati	Lighting Workshop	Vincent Van Duysen Studio
Archiproducts	Lightpoint	Vincenzo De Cotiis
Arclinea	Lissoni & Partners	Architects
Axiom Consulting Partners	LOFT4C	Virgin Active
Babel Studio	Lukas Lighting	Voltaire
Barbara Balestreri	Luminae Lighting Design	White Houseess
BassamFellows Inc.	Marco Costanzi Architetes	Zusa
Beeldpunt	Marcos Catalán	
B&B Italia	Maxime De Campenaer	
Bombas Gens	MCM	
Bombí/Gómez	MLD	
Boubau	Moba Showroom	
Boys Plays Nice	Mobitec	
Budapest	Molteni	
BURO B	Moremas Arquitectos	
Carbonado Energy	Mount Sinai Hospital	
Carhartt	Natixis	
Central European	Negre Estudio	
University	O'Donnell + Tuomey Ltd.,	
Claudio Castellini	Palazzo Reale Milano	
Conran and Partners	Park 51	
Cosín Showroom	Peia Associati	
COULON & Ass	Pepe Cabrera	
Curiosity	Piaggio Fast Forward	
De Witte Duif	Pitsou Kedem	
Emilio Nanni	Poliform	
Estee Lauder	Porcelanosa	
EstudiHac	RBA / Eugeni Pons	
Fabio Fantolino	Renzo Piano	
Familia Parrón-Ortiz	RF Dubai	
Fantini	Ricardo de Landaluce	
Fogarty Finger	RNB	
Fran Silvestre	Roberto Falconi - Falconi	
Francesco Caredda	Architettura	
Franco Scaglia	Ronan & Erwan Bouroullec	
Gandía Blasco	Rossano Ferretti	
Gomarco	Sergio Rossi	
Gyro Toys	Studio Civico 46	
Hakei	Studio Tronconi Architetti	
Hans Abaton	Teampannon Kft	
IN56 Interiorismo	The Conran Shop & APT	
INC Architecture & Design	Design	
PLLC	The KaDeWe Group	
Iñigo Beguiristain	TPG Architecture	
Issey Miyake	United Nations	
Itínere Baqueira	Val Office	

As our world is in constant evolution, technical upgrades happens every day in our business.

Flos aim is to offer always the best reliable technology available, constantly reviewing our products and upgrading them as soon as technologic evolutions offers benefits for our partners and clients.

This philosophy means that our technical catalogue and product data sheets also are in constant evolution, requiring upgrades and constants reviewing.

Thus, when you need technical details and the most recent product information, please browse the product section of our Flos.com official website: it is updated daily, and there you'll find the latest product details, all available part numbers, all product documents available for immediate download.

[www.flos.com](http://www.flos.com)

Nuestro mundo está en constante evolución. Diariamente se presentan avances técnicos en nuestro sector.

El objetivo de Flos es ofrecer siempre la mejor tecnología disponible, revisando nuestros productos constantemente y mejorándolos tan pronto como la evolución tecnológica ofrezca ventajas para nuestros socios y clientes.

Esta filosofía implica que nuestro catálogo y nuestras fichas técnicas de producto también se encuentren en constante evolución y requieran mejoras y revisiones constantes.

Por tanto, si necesita consultar detalles técnicos y la información más reciente, diríjase a la sección de productos de nuestra página web oficial Flos.com: se actualiza a diario y en ella encontrará los últimos detalles sobre los productos, los códigos de los artículos disponibles y los documentos para su descarga inmediata.

[www.flos.com](http://www.flos.com)



IMAGINE THE MORNING MAGNET, THE TRACKING POWER, THE FAST TRACK, LIGHT SHADOW, LIGHT SHADOW DOTS, LIGHT SHADOW PRO, CAP SUPER LINE. SUPER LINE PRO. KAP. LIGHT SNIF

MAGNET, SHADOW, ERA, R 2020,

G1, FIND ME, UT, BON JOUR, FORT KNOX, LED C MOONLINE, IN-FINITY, CIRCLE OF LIGHT, LIGHT SUPER FLAT, LIGHT BELL, LED SQUAD, THIN LEI SYSTEM, SOLID PURE, PURE SPOT, PURE DOWN LIGHT SHOOTER, LIGHT SUPPLY, LIGHT SOLDIE COMPASS BOX, BATTERY, MICRO BATTERY, WAN WAN DOWNLIGHT, ANTHONY DOWNLIGHT, COM DECOFIX, G-O, THEBLOCKOFLIGHT, GIANO, BOX RUPTURE, SOFTPROFILE, KAPPROFILE, JUNCO PIERCING, SOFT SPUN, ABAJOURD'HUI, USLPL USO, USO COVE LIGHTING, G-O IN, TEARDROP, SQUARE & VERTICAL LIGHT, USB ROUND & SQUARE BOOB, USL OUT, USL 900 DISK.

RTAIN, JT MINI, WALL GHT, JOHNNY, SPOT, ASS, WALL WALL O, APPS, UND, RE,